

greenly

2025-09-17

Lyreco LCA

Life Cycle Assessment

The methodology in this report is based on ISO 14040

3917612 (sold in DE)

Summary



01 | Methodology



02 | Results

01

Methodology

Environmental Impact Assessment

Functional unit	<p>The functional unit is a quantified performance of a product system for use as a reference unit. One of the primary purposes of a functional unit is to provide a reference to which the input and output data are normalized (in a mathematical sense). The functional unit of this analysis is "500 page(s) of A4 paper for writing".</p>
Impact Indicator	<p>The impact is measured through the "IPCC 2013 GWP 100a" method.</p>
Electricity impact calculation method	<p>Following guidelines from the GHG Protocol, the impact of electricity is calculated using the location-based approach. This means that the emission factors used represent the average annual carbon intensity of the power grid in the country the processes take place in.</p>
Hypothesis	

Environmental Impact Assessment

System Boundaries

The scope of this research includes the complete lifecycle of a piece of paper from raw material extraction to disposal options for each material, which is the cradle-to-grave perspective.

Exclusions

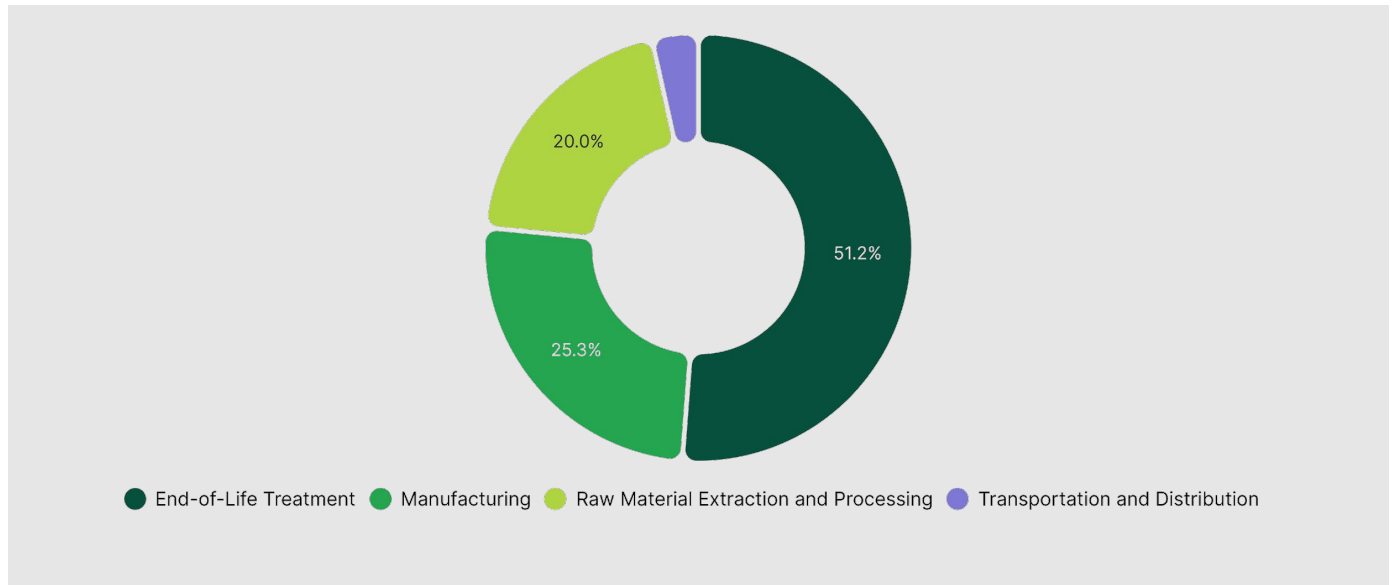
The impact of secondary packaging impact and writing utensils are excluded from this assessment.

02

Results

3917612 (sold in DE)

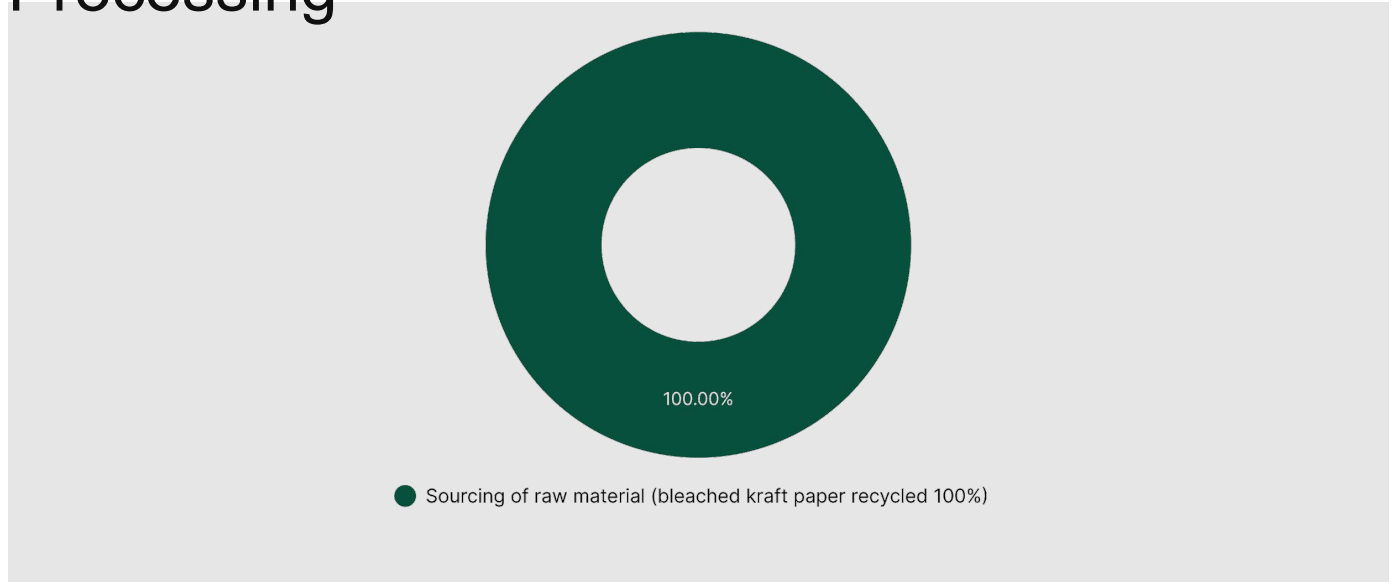
Climate Change



Step	Impact (kg CO ₂ eq)	Percentage (%)
End-of-Life Treatment	2.84	51.20 %
Manufacturing	1.4	25.31 %
Raw Material Extraction and Processing	1.11	19.99 %
Transportation and Distribution	0.19	3.50 %
TOTAL	5.54	100.00 %

3917612 (sold in DE)

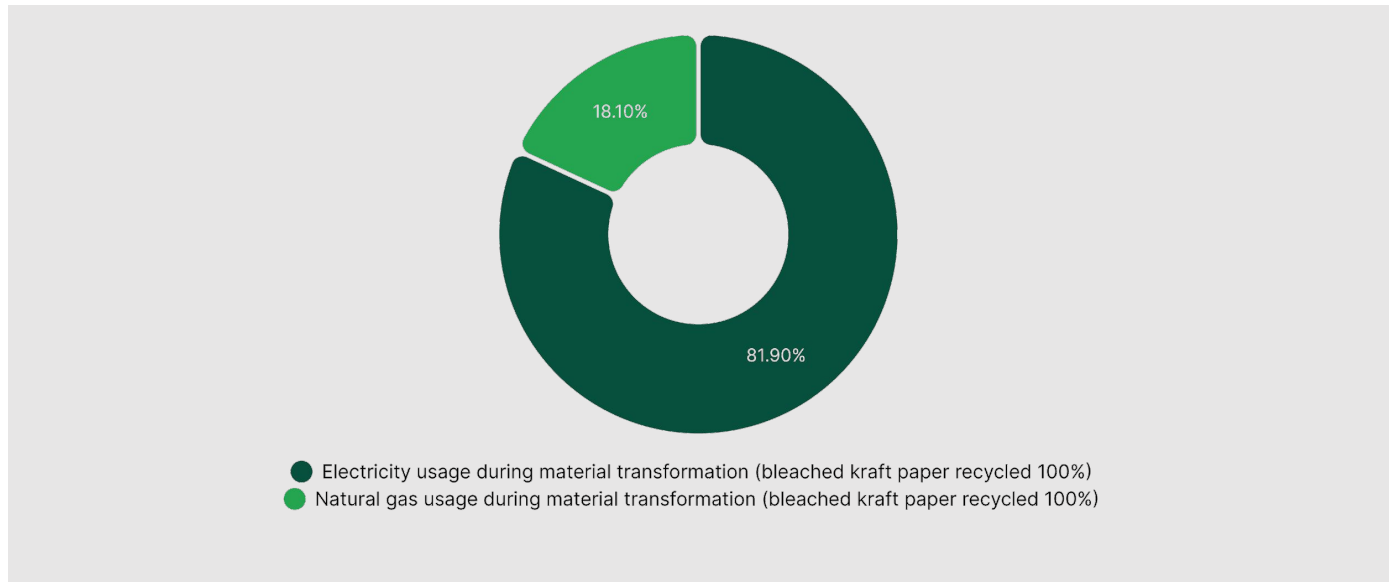
Climate Change - Raw Material Extraction and Processing



Activity	Emission Factor Num	Quantity	Impact (kg CO ₂ eq)	Percentage (%)
Sourcing of raw material (bleached kraft paper recycled 100%)	1	7.38	1.11	100.00 %
TOTAL			1.11	100.00 %

3917612 (sold in DE)

Climate Change - Manufacturing



Activity	Emission Factor Num	Quantity	Impact (kg CO ₂ eq)	Percentage (%)
Electricity usage during material transformation (bleached kraft paper recycled 100%)	2	2.61	1.15	81.90 %
Natural gas usage during material transformation (bleached kraft paper recycled 100%)	3	1.4	0.25	18.10 %
TOTAL			1.4	100.00 %

3917612 (sold in DE)

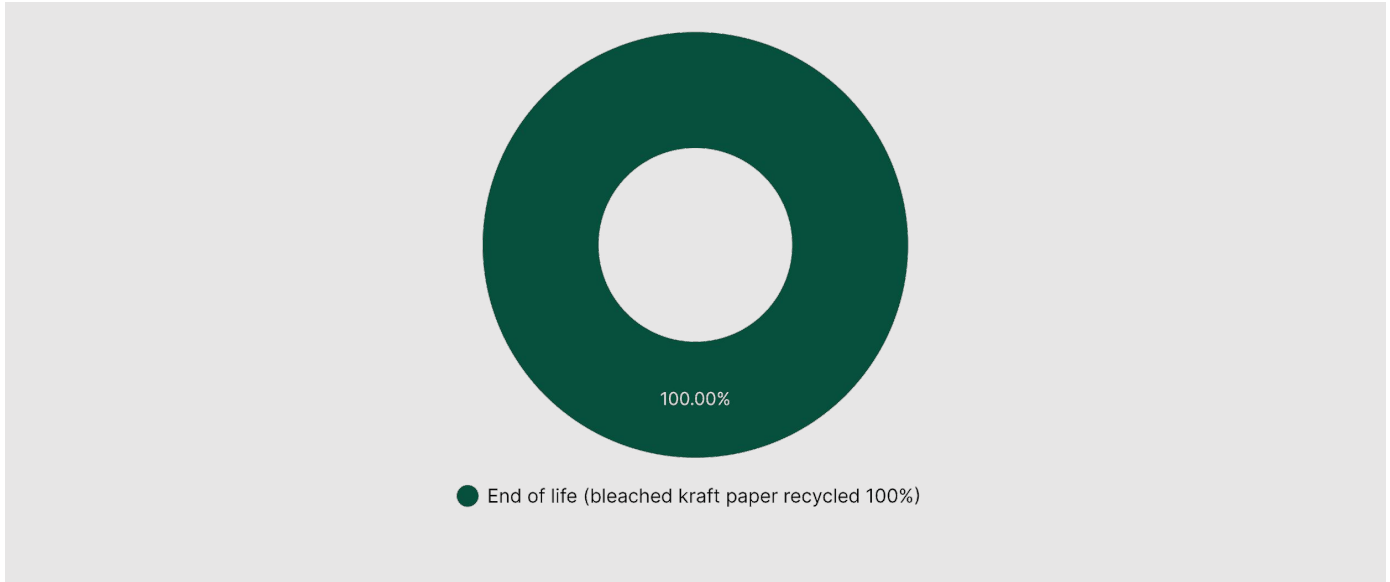
Climate Change - Transportation and Distribution



Activity	Emission Factor Num	Quantity	Impact (g CO ₂ eq)	Percentage (%)
Freight	4	4.92	193.87	100.00 %
TOTAL			193.87	100.00 %

3917612 (sold in DE)

Climate Change - End-of-Life Treatment



Activity	Emission Factor Num	Quantity	Impact (kg CO ₂ eq)	Percentage (%)
End of life (bleached kraft paper recycled 100%)	5	4.92	2.84	100.00 %
TOTAL			2.84	100.00 %

Contact us

Alexis Normand CEO

www.greenly.earth