

greenly

2025-09-17

Lyreco LCA

Life Cycle Assessment

The methodology in this report is based on ISO 14040

3318361 (sold in WI)

Summary



01 | Methodology



02 | Results

01

Methodology

Environmental Impact Assessment

<p>Functional unit</p>	<p>The functional unit is a quantified performance of a product system for use as a reference unit. One of the primary purposes of a functional unit is to provide a reference to which the input and output data are normalized (in a mathematical sense). The functional unit of this analysis is "250 page(s) of A4 paper for writing".</p>
<p>Impact Indicator</p>	<p>The impact is measured through the "IPCC 2013 GWP 100a" method.</p>
<p>Electricity impact calculation method</p>	<p>Following guidelines from the GHG Protocol, the impact of electricity is calculated using the location-based approach. This means that the emission factors used represent the average annual carbon intensity of the power grid in the country the processes take place in.</p>
<p>Hypothesis</p>	

Environmental Impact Assessment

System Boundaries

The scope of this research includes the complete lifecycle of a piece of paper from raw material extraction to disposal options for each material, which is the cradle-to-grave perspective.

Exclusions

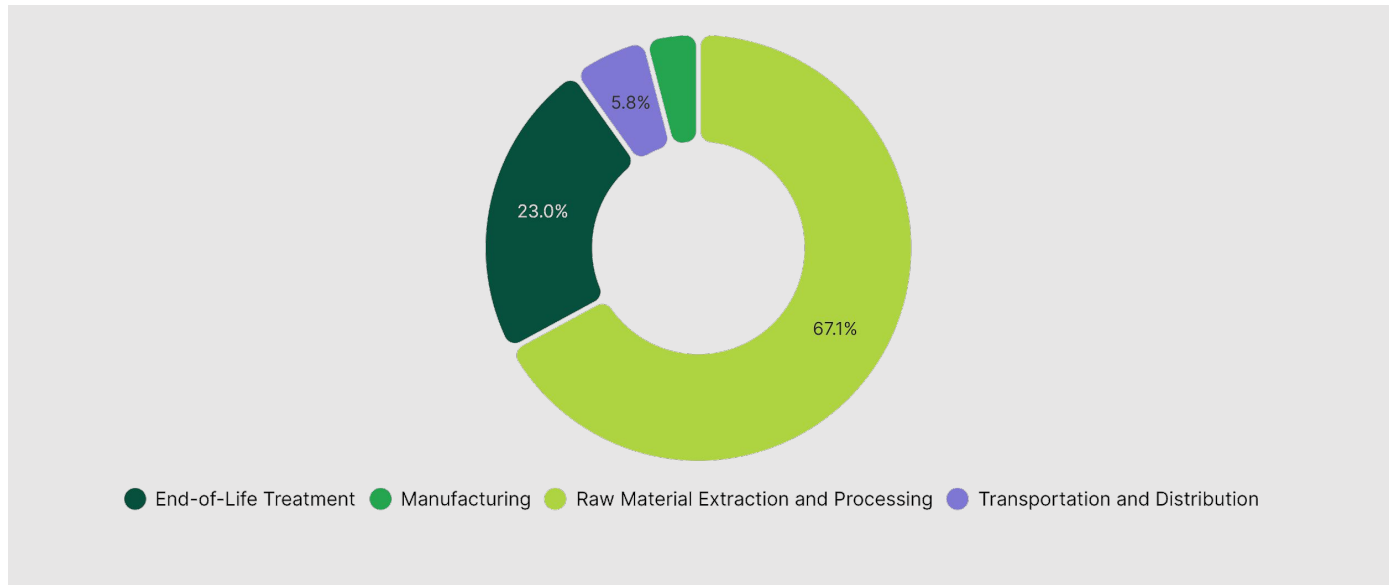
The impact of secondary packaging impact and writing utensils are excluded from this assessment.

02

Results

3318361 (sold in WI)

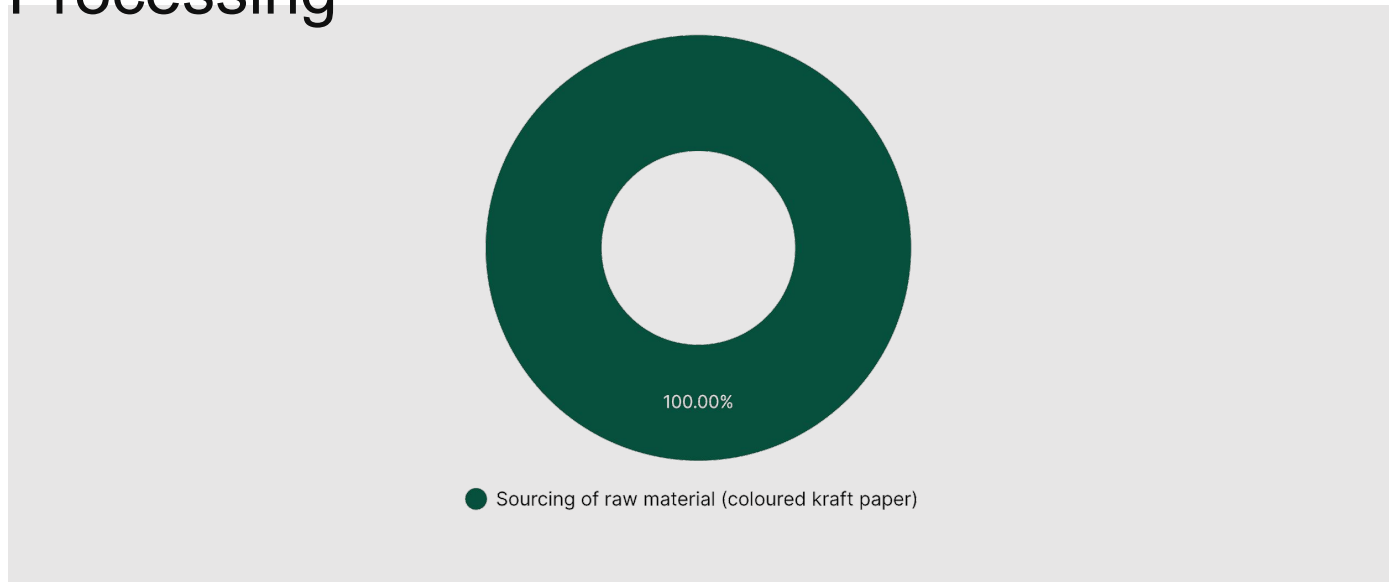
Climate Change



Step	Impact (kg CO ₂ eq)	Percentage (%)
Raw Material Extraction and Processing	8.55	67.10 %
End-of-Life Treatment	2.93	23.02 %
Transportation and Distribution	0.74	5.84 %
Manufacturing	0.51	4.04 %
TOTAL	12.74	100.00 %

3318361 (sold in WI)

Climate Change - Raw Material Extraction and Processing



Activity	Emission Factor Num	Quantity	Impact (kg CO ₂ eq)	Percentage (%)
Sourcing of raw material (coloured kraft paper)	1	7.64	8.55	100.00 %
TOTAL			8.55	100.00 %

3318361 (sold in WI)

Climate Change - Manufacturing



Activity	Emission Factor Num	Quantity	Impact (g CO ₂ eq)	Percentage (%)
Natural gas usage during material transformation (coloured kraft paper)	3	1.45	262.57	51.03 %
Electricity usage during material transformation (coloured kraft paper)	2	2.7	251.99	48.97 %
TOTAL			514.55	100.00 %

3318361 (sold in WI)

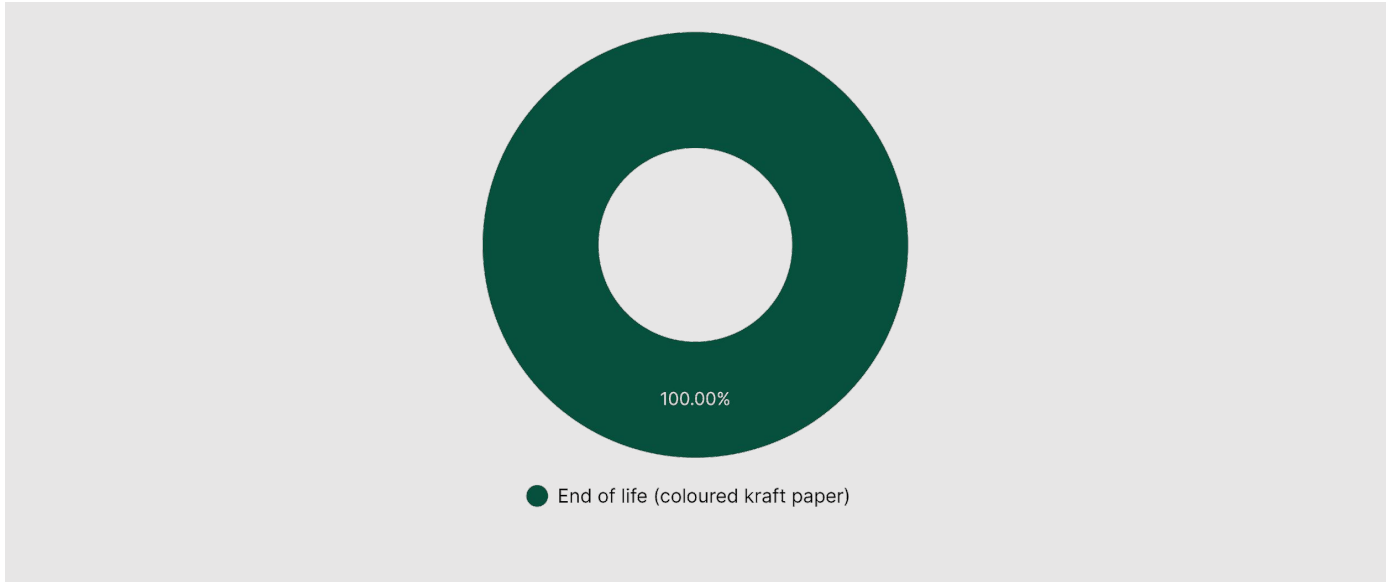
Climate Change - Transportation and Distribution



Activity	Emission Factor Num	Quantity	Impact (g CO ₂ eq)	Percentage (%)
Freight	4	5.09	744.33	100.00 %
TOTAL			744.33	100.00 %

3318361 (sold in WI)

Climate Change - End-of-Life Treatment



Activity	Emission Factor Num	Quantity	Impact (kg CO ₂ eq)	Percentage (%)
End of life (coloured kraft paper)	5	5.09	2.93	100.00 %
TOTAL			2.93	100.00 %

Contact us

Alexis Normand CEO

www.greenly.earth