




PRODUCT DATA SHEET

Maestro 25 straight desk 1600mm x 800mm - silver cantilever leg frame, beech top



MC16SB

A staple for the modern office, the Maestro 25 desking range, with its minimal, modern styling and multiple colour options is there when you need it, but doesn't demand constant attention. The welded double upright cantilever leg frame structure is powder coated for a stylish under frame and when combined with a 25mm melamine desktop ensures the strength and stability needed in commercial office furniture.



PRODUCT FEATURES

- Rectangular desks 800mm deep with silver cantilever frame and two cable access ports
- Desktops available in beech, maple, oak, white and walnut
- Create single hot desks or large clusters featuring durable 25mm melamine worktops
- 18mm back modesty panel
- Double upright cantilever frame with feet levellers
- Choice of matching storage to complement the range

DIMENSIONS & SPECIFICATIONS

Height	Width	Depth	Seat Height	Seat Width	Seat Depth	Back Height	Back Width
725mm	1600mm	800mm	mm	mm	mm	mm	mm

Colour: Beech
Warranty: 10 years

Pack Quantity: 1
Weight (Kg):