



2025-09-18

Lyreco LCA

Life Cycle Assessment

The methodology in this report is based on ISO 14040

3061419 (sold in FI)

Summary



01 | Methodology



02 | Results

01

Methodology

Environmental Impact Assessment

Functional unit

The functional unit is a quantified performance of a product system for use as a reference unit. One of the primary purposes of a functional unit is to provide a reference to which the input and output data are normalized (in a mathematical sense).
The functional unit of this analysis is "500 page(s) of A4 paper for writing".

Impact Indicator

The impact is measured through the "IPCC 2013 GWP 100a" method.

Electricity impact calculation method

Following guidelines from the GHG Protocol, the impact of electricity is calculated using the location-based approach. This means that the emission factors used represent the average annual carbon intensity of the power grid in the country the processes take place in.

Hypothesis

Environmental Impact Assessment

System Boundaries

The scope of this research includes the complete lifecycle of a piece of paper from raw material extraction to disposal options for each material, which is the cradle-to-grave perspective.

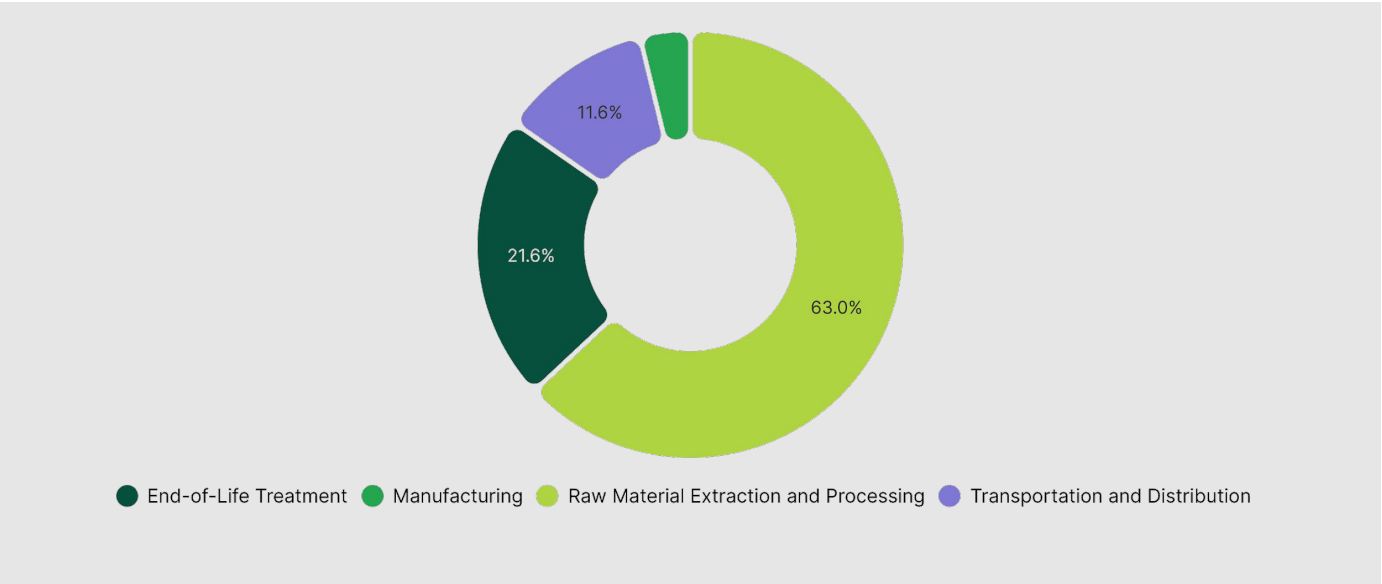
Exclusions

The impact of secondary packaging impact and writing utensils are excluded from this assessment.

02

Results

3061419 (sold in FI)
Climate Change



Step	Impact (kg CO ₂ eq)	Percentage (%)
Raw Material Extraction and Processing	4.21	63.03 %
End-of-Life Treatment	1.44	21.63 %
Transportation and Distribution	0.77	11.55 %
Manufacturing	0.25	3.79 %
TOTAL	6.68	100.00 %

3061419 (sold in FI)

Climate Change - Raw Material Extraction and Processing

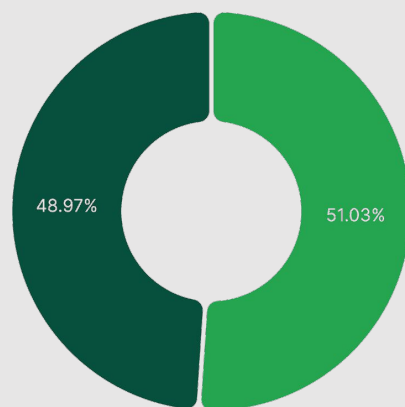


- Sourcing of raw material (coloured kraft paper)

Activity	Emission Factor Num	Quantity	Impact (kg CO ₂ eq)	Percentage (%)
Sourcing of raw material (coloured kraft paper)	1	3.76	4.21	100.00 %
TOTAL			4.21	100.00 %

3061419 (sold in FI)

Climate Change - Manufacturing



- Electricity usage during material transformation (coloured kraft paper)
- Natural gas usage during material transformation (coloured kraft paper)

Activity	Emission Factor Num	Quantity	Impact (g CO ₂ eq)	Percentage (%)
Natural gas usage during material transformation (coloured kraft paper)	3	0.71	129.22	51.03 %
Electricity usage during material transformation (coloured kraft paper)	2	1.33	124.01	48.97 %

TOTAL	253.23	100.00 %
-------	--------	----------

3061419 (sold in FI)

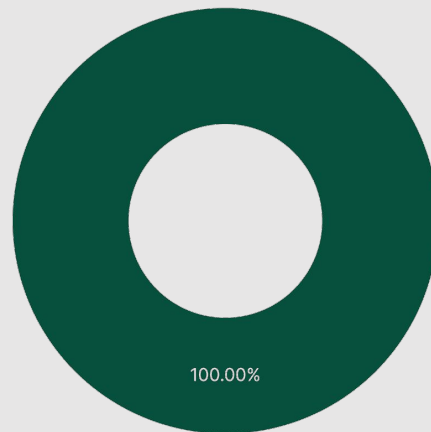
Climate Change - Transportation and Distribution



Activity	Emission Factor Num	Quantity	Impact (g CO ₂ eq)	Percentage (%)
Freight	4	2.51	771.5	100.00 %
TOTAL			771.5	100.00 %

3061419 (sold in FI)

Climate Change - End-of-Life Treatment



- End of life (coloured kraft paper)

Activity	Emission Factor Num	Quantity	Impact (kg CO ₂ eq)	Percentage (%)
End of life (coloured kraft paper)	5	2.51	1.44	100.00 %
TOTAL			1.44	100.00 %

Contact us

Alexis Normand CEO

www.greenly.earth