

Instructions For Use


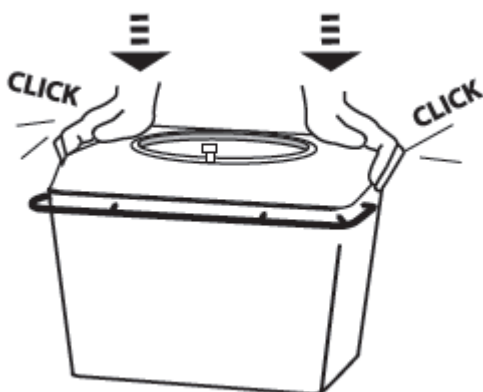
Prime Series

English version
REV 00/2018



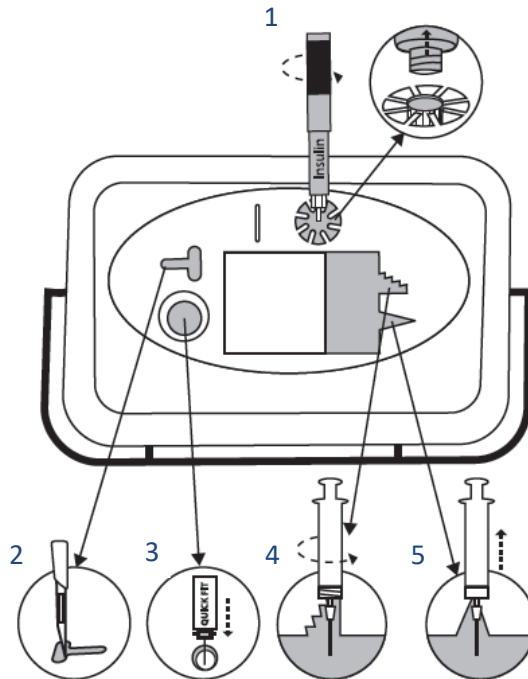
Assembly Instruction

1. Place lid onto a container. Make sure lid opening points towards label side. Press down until four clicks.



Usage instruction

1. Insulin pen
2. Scalpel
3. QuickFit
4. Luer lock
5. Luer slip

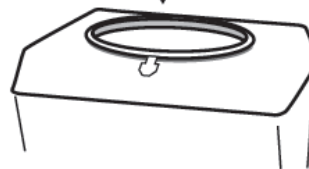


Closure instruction

Temporary closing:

Press down lid on sides until small opening still exits.

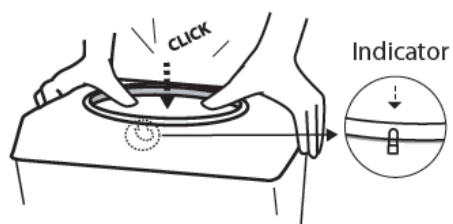
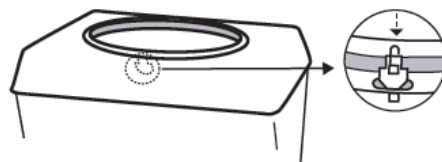
close temporarily








Permanent closing:


Fold pin into hole. Press down on Lid until click. Indicator appears.

close permanently



Accessories

				
Descripton: Frame for wall, hanging, trolley mounting, steel	Descripton: Hang bracket steel	Descripton: Trolley bracket steel	Descripton: Wall Bracket, Stainless steel	Descripton: Hang Bracket, stainless steel
Order Units: 1 pcs	Order Units: 1 pcs (frame & bracket)	Order Units: 1 pcs (frame & bracket)	Order Unit: 1 pcs	Order Unit: 1 pcs
Article No: 6284-00	Article No: 6284-01	Article No: 6284-02	Article No: 6252	Article No: 6252-6263

	
Descripton: Trolley Bracket Guardian, Stainless steel	Descripton: Wall & Pipe Bracket, glass filled PVC, stainless steel
Order Units: 1 pcs	Order Units: 1 pcs
Article No: 6252-6262	Article No: 6257

Other

All data refer to typical single values and may be subject to alterations.
Copyright © AB Sundplast

www.safebox.eu
www.sundplast.com

AB Sundplast
Box 15084
25015 Helsingborg
Sweden