




PRODUCT DATA SHEET

Jota ergo 24hr ergonomic PCB task chair - made to order

JXERGOA

Jota has a traditional oval shaped back design in a number of sizes with high density seat and back foam for maximum user comfort. With so many adjustable settings in the fabric, mesh, draughtsman and visitor chairs, the Jota seating family offers the ideal configuration for any hard-working professional, eliminating aches and pains associated with improper support.



FEATURES & SPECIFICATIONS

- 24 hour ergonomic seating with height adjustable arms
- Permanent contact back (PCB) allows you to adjust the tilt of the back rest or leave it free floating
- Multitude of fabric and colour options available
- CMHR high resilience, flexible foam seats for enhanced comfort
- Weight tension control with seat depth adjustment
- Back rake adjustment with lumbar support

Height	Width	Depth	Seat Height	Seat Width	Seat Depth	Back Height	Back Width
1050-1180mm	680mm	650mm	470-600mm	520mm	500mm	590mm	450mm

RRP: £429.00

Bar Code: N/A

Weight Capacity (Kg): 150.00

Product Weight (Kg): 20.00

Finish: MTO

Warranty: 5 years

Pack Quantity: 1

Conforms to: EN 1335-1:2000, EN 1335-2:2018 and BS 5459-2:2000 + A2:2008



Gas lift adjustment



Back height adjustment



Back rake adjustment



Weight tension control



Adjustable lumbar pump



Seat depth adjustment