

**greenly**

2025-09-13

Lyreco LCA

# Life Cycle Assessment

*The methodology in this report is based on ISO 14040*

7.221.909 (sold in IT)

# Summary



**01** | Methodology



**02** | Results

# 01

## Methodology

# Environmental Impact Assessment

<p><b>Functional unit</b></p>	<p>The functional unit is a quantified performance of a product system for use as a reference unit. One of the primary purposes of a functional unit is to provide a reference to which the input and output data are normalized (in a mathematical sense). The functional unit of this analysis is "1 pair(s) of gloves used for working over a period of one year".</p>
<p><b>Impact Indicator</b></p>	<p>The impact is measured through the "IPCC 2013 GWP 100a" method.</p>
<p><b>Electricity impact calculation method</b></p>	<p>Following guidelines from the GHG Protocol, the impact of electricity is calculated using the location-based approach. This means that the emission factors used represent the average annual carbon intensity of the power grid in the country the processes take place in.</p>
<p><b>Hypothesis</b></p>	<p>The Product's material composition is supplemented, if necessary, by secondary information as shown in the list below.</p> <ul style="list-style-type: none"> <li>- Synthetic Fiber 90%</li> <li>- Polyurethane 10%</li> </ul> <p>Manufacturing Processes and associated loss percentages are assumed based on materials in the product.</p> <p>The electricity is based on the average in the country of manufacturing.</p> <p>Transportation is based on the common routes between the country of manufacturing and the country of sale. No replacements during the lifetime, therefore there are no emissions corresponding to the usage phase of the clipboard.</p> <p>The End of Life is based on the average waste management process of the materials in the product.</p>

# Environmental Impact Assessment

## System Boundaries

The scope of this research includes the complete lifecycle of a pair of gloves from raw material extraction to disposal options for each material, which is the cradle-to-grave perspective.

## Exclusions

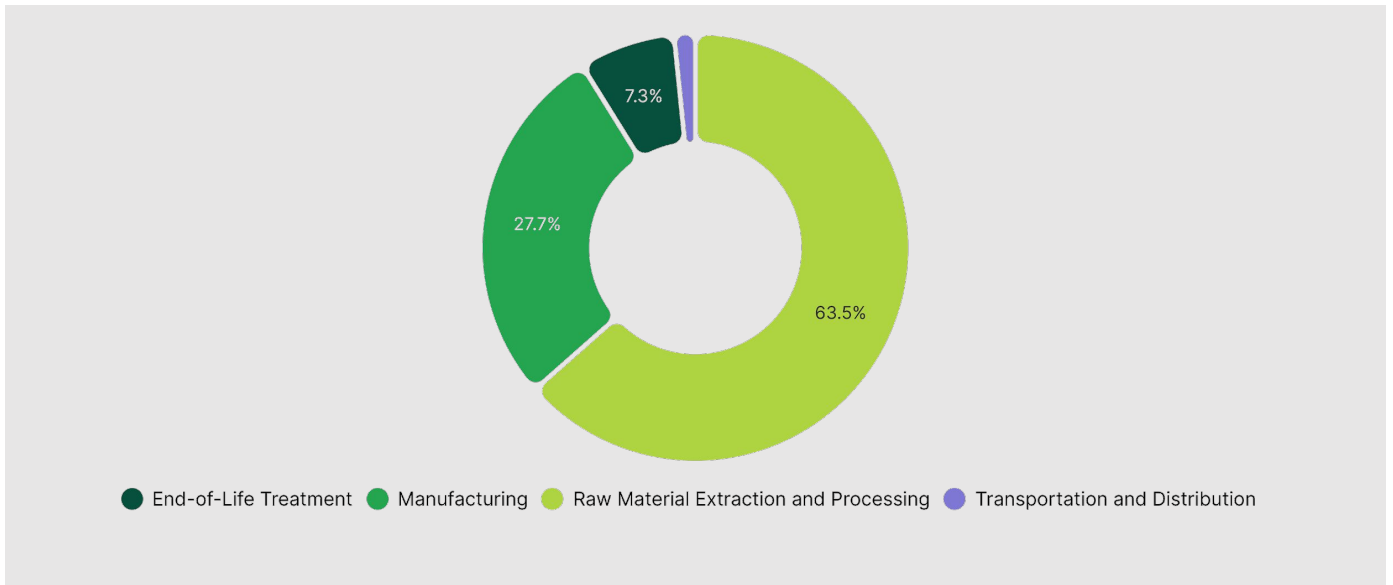
The impact of secondary packaging and any repair are excluded from this assessment.

# 02

## Results

7.221.909 (sold in IT)

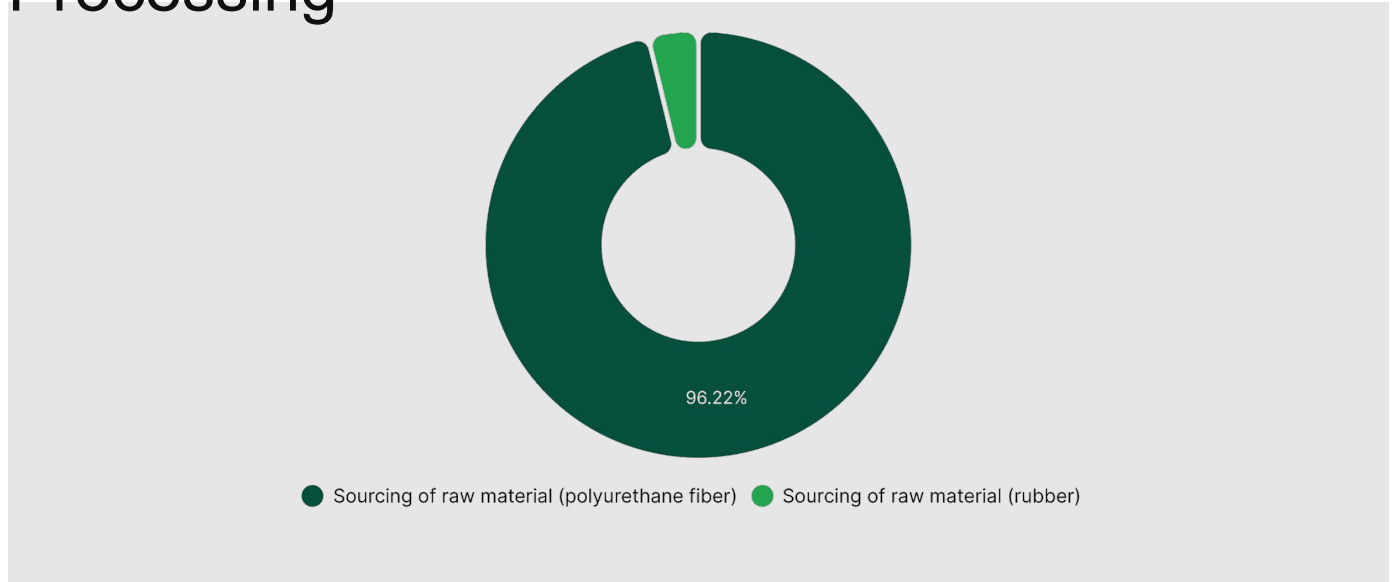
# Climate Change



Step	Impact (g CO <sub>2</sub> eq)	Percentage (%)
Raw Material Extraction and Processing	205.32	63.49 %
Manufacturing	89.42	27.65 %
End-of-Life Treatment	23.52	7.27 %
Transportation and Distribution	5.14	1.59 %
<b>TOTAL</b>	<b>323.39</b>	<b>100.00 %</b>

7.221.909 (sold in IT)

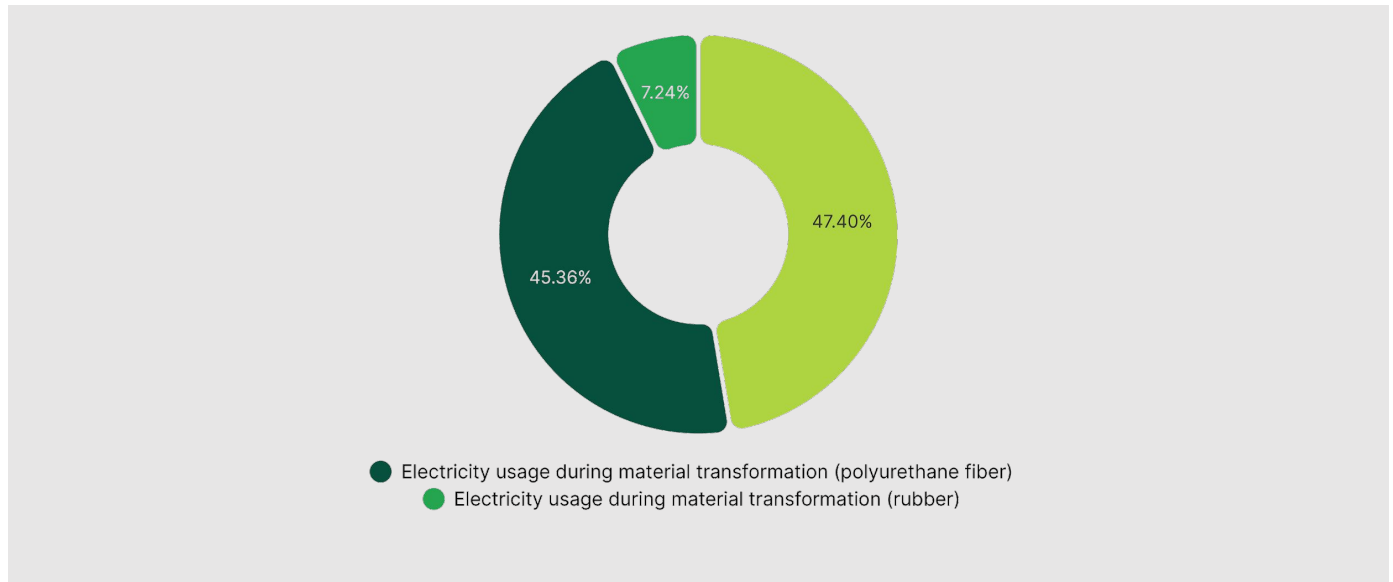
# Climate Change - Raw Material Extraction and Processing



Activity	Emission Factor Num	Quantity	Impact (g CO <sub>2</sub> eq)	Percentage (%)
Sourcing of raw material (polyurethane fiber)	2	0.03	197.55	96.22 %
Sourcing of raw material (rubber)	1	2.81 · 10 <sup>-3</sup>	7.77	3.78 %
TOTAL			205.32	100.00 %

7.221.909 (sold in IT)

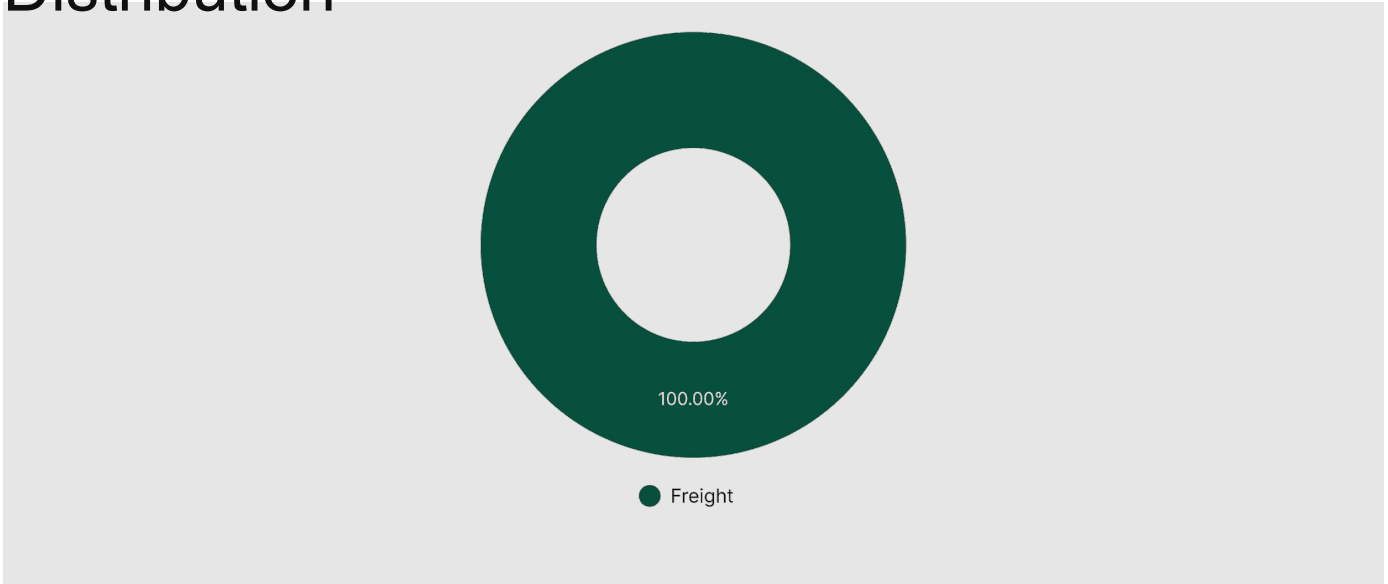
# Climate Change - Manufacturing



Activity	Emission Factor Num	Quantity	Impact (g CO <sub>2</sub> eq)	Percentage (%)
Natural gas usage during material transformation (polyurethane fiber)	4	0.23	42.38	47.40 %
Electricity usage during material transformation (polyurethane fiber)	3	0.06	40.56	45.36 %
Electricity usage during material transformation (rubber)	3	8.95 · 10 <sup>-3</sup>	6.47	7.24 %
TOTAL			89.42	100.00 %

7.221.909 (sold in IT)

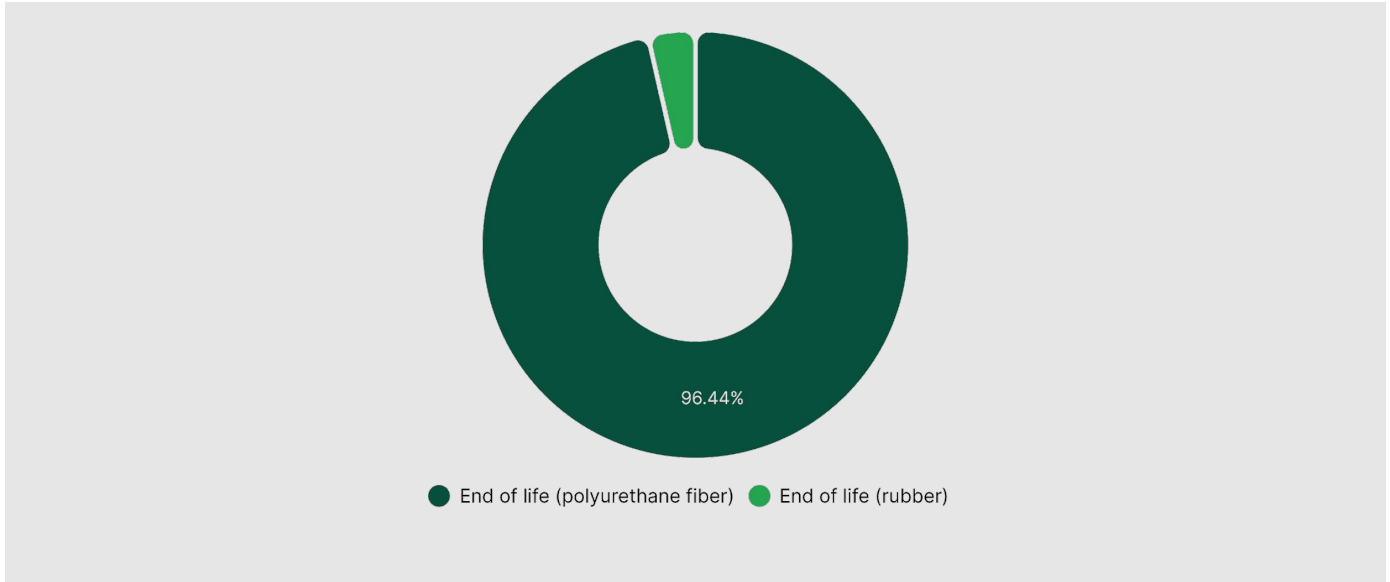
# Climate Change - Transportation and Distribution



Activity	Emission Factor Num	Quantity	Impact (g CO <sub>2</sub> eq)	Percentage (%)
Freight	5	0.03	5.14	100.00 %
TOTAL			5.14	100.00 %

7.221.909 (sold in IT)

# Climate Change - End-of-Life Treatment



Activity	Emission Factor Num	Quantity	Impact (g CO <sub>2</sub> eq)	Percentage (%)
End of life (polyurethane fiber)	7	0.02	22.68	96.44 %
End of life (rubber)	6	2.55 · 10 <sup>-3</sup>	0.84	3.56 %
TOTAL			23.52	100.00 %

# Contact us

Alexis Normand CEO

[www.greenly.earth](http://www.greenly.earth)