

greenly

2025-09-13

Lyreco LCA

Life Cycle Assessment

The methodology in this report is based on ISO 14040

5.027.038 (sold in IT)

Summary



01 | Methodology



02 | Results

01

Methodology

Environmental Impact Assessment

Functional unit	<p>The functional unit is a quantified performance of a product system for use as a reference unit. One of the primary purposes of a functional unit is to provide a reference to which the input and output data are normalized (in a mathematical sense).</p> <p>The functional unit of this analysis is "500 page(s) of A4 paper for writing".</p>
Impact Indicator	<p>The impact is measured through the "IPCC 2013 GWP 100a" method.</p>
Electricity impact calculation method	<p>Following guidelines from the GHG Protocol, the impact of electricity is calculated using the location-based approach. This means that the emission factors used represent the average annual carbon intensity of the power grid in the country the processes take place in.</p>
Hypothesis	<p>Manufacturing Processes and associated loss percentages are assumed based on materials in the product.</p> <p>The electricity is based on the average in the country of manufacturing.</p> <p>Transportation is based on the common routes between the country of manufacturing and the country of sale.</p> <p>No replacements during the lifetime, therefore there are no emissions corresponding to the usage phase.</p> <p>The End of Life is based on the average waste management process of the materials in the product.</p>

Environmental Impact Assessment

System Boundaries

The scope of this research includes the complete lifecycle of a piece of paper from raw material extraction to disposal options for each material, which is the cradle-to-grave perspective.

Exclusions

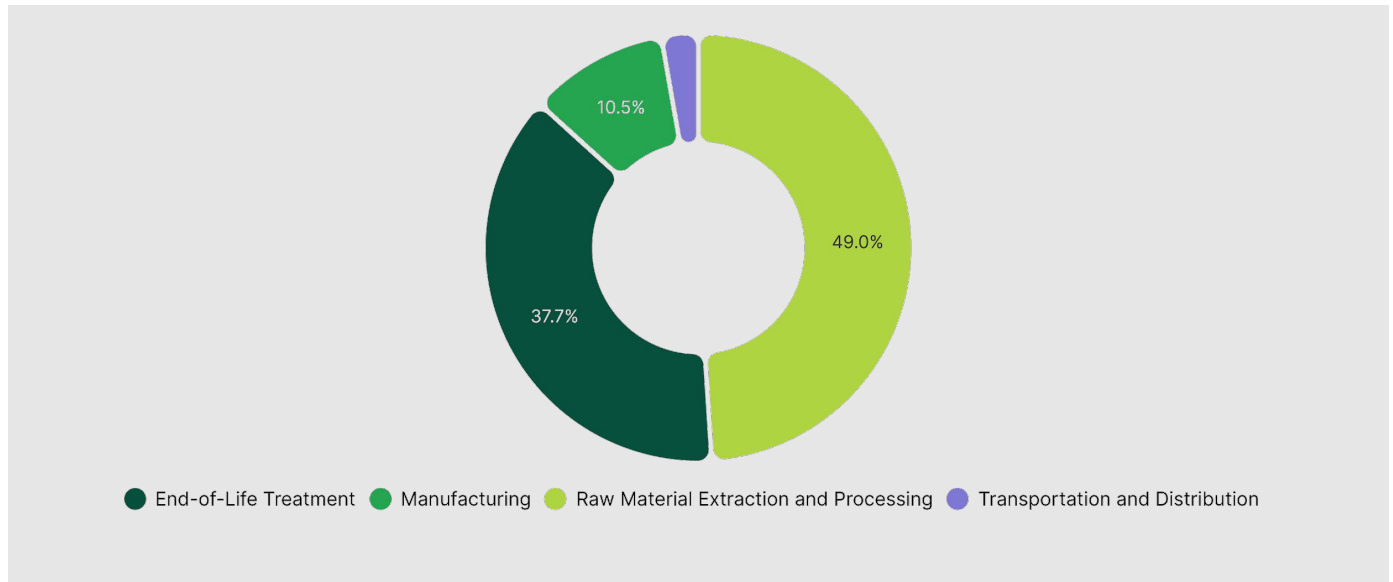
The impact of secondary packaging impact and writing utensils are excluded from this assessment.

02

Results

5.027.038 (sold in IT)

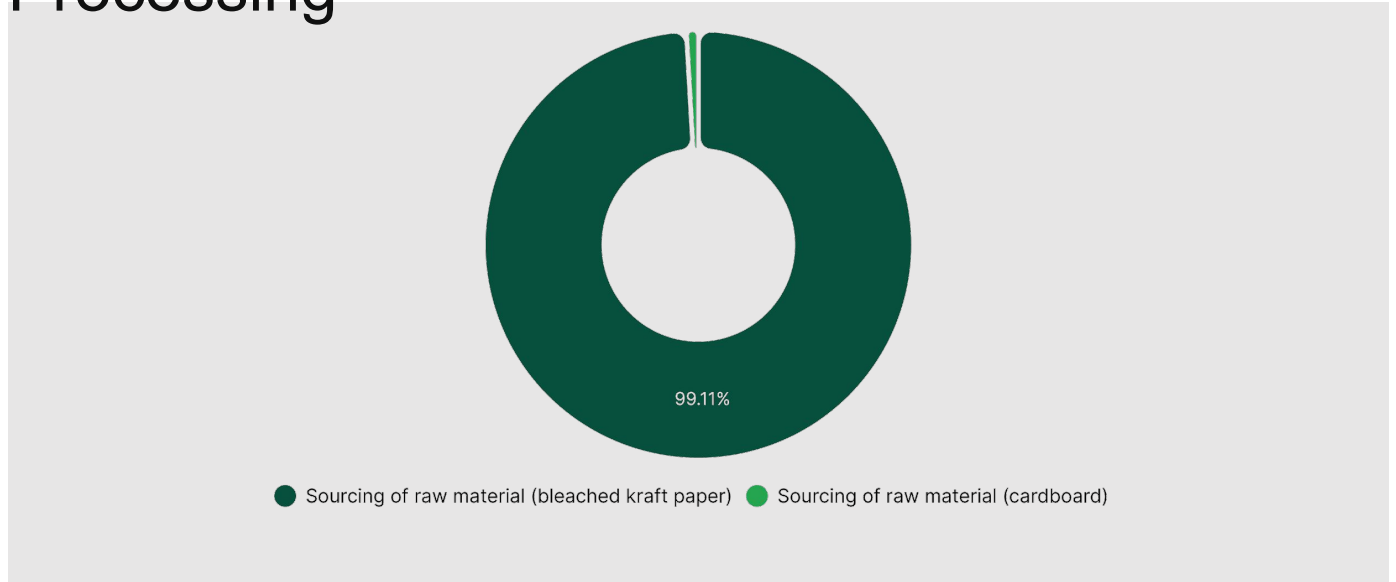
Climate Change



Step	Impact (kg CO ₂ eq)	Percentage (%)
Raw Material Extraction and Processing	2.35	49.00 %
End-of-Life Treatment	1.81	37.72 %
Manufacturing	0.5	10.51 %
Transportation and Distribution	0.13	2.77 %
TOTAL	4.79	100.00 %

5.027.038 (sold in IT)

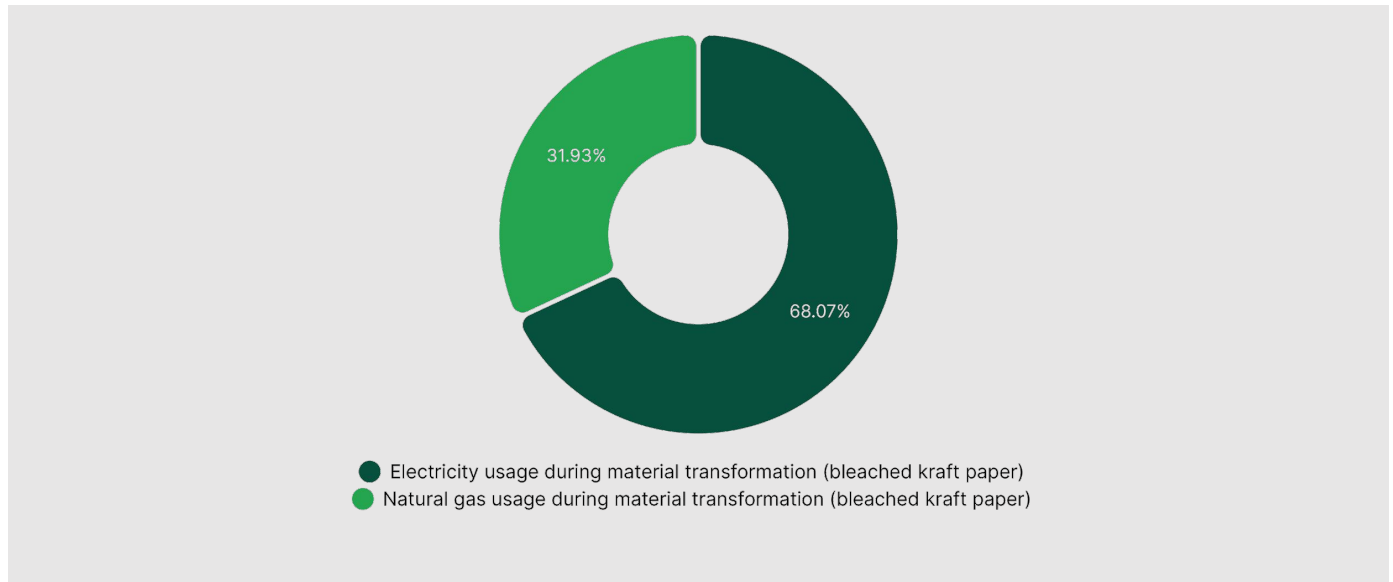
Climate Change - Raw Material Extraction and Processing



Activity	Emission Factor Num	Quantity	Impact (kg CO ₂ eq)	Percentage (%)
Sourcing of raw material (bleached kraft paper)	1	4.67	2.33	99.11 %
Sourcing of raw material (cardboard)	2	0.03	0.02	0.89 %
TOTAL			2.35	100.00 %

5.027.038 (sold in IT)

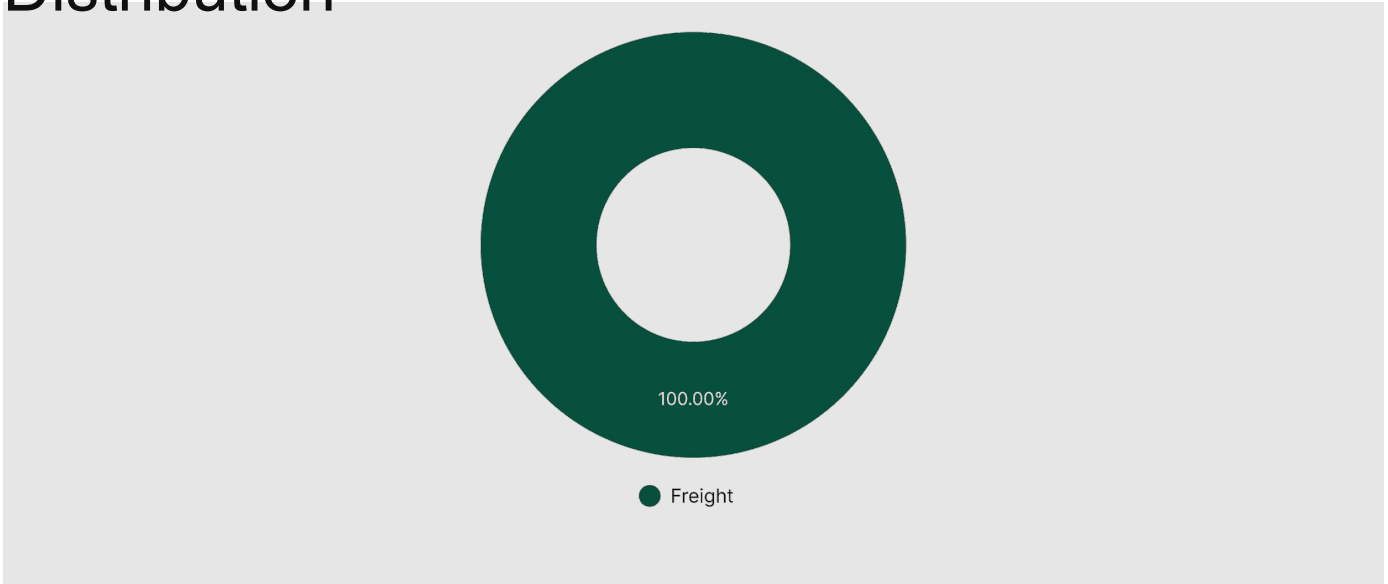
Climate Change - Manufacturing



Activity	Emission Factor Num	Quantity	Impact (g CO ₂ eq)	Percentage (%)
Electricity usage during material transformation (bleached kraft paper)	4	1.65	342.7	68.07 %
Natural gas usage during material transformation (bleached kraft paper)	3	0.89	160.72	31.93 %
TOTAL			503.42	100.00 %

5.027.038 (sold in IT)

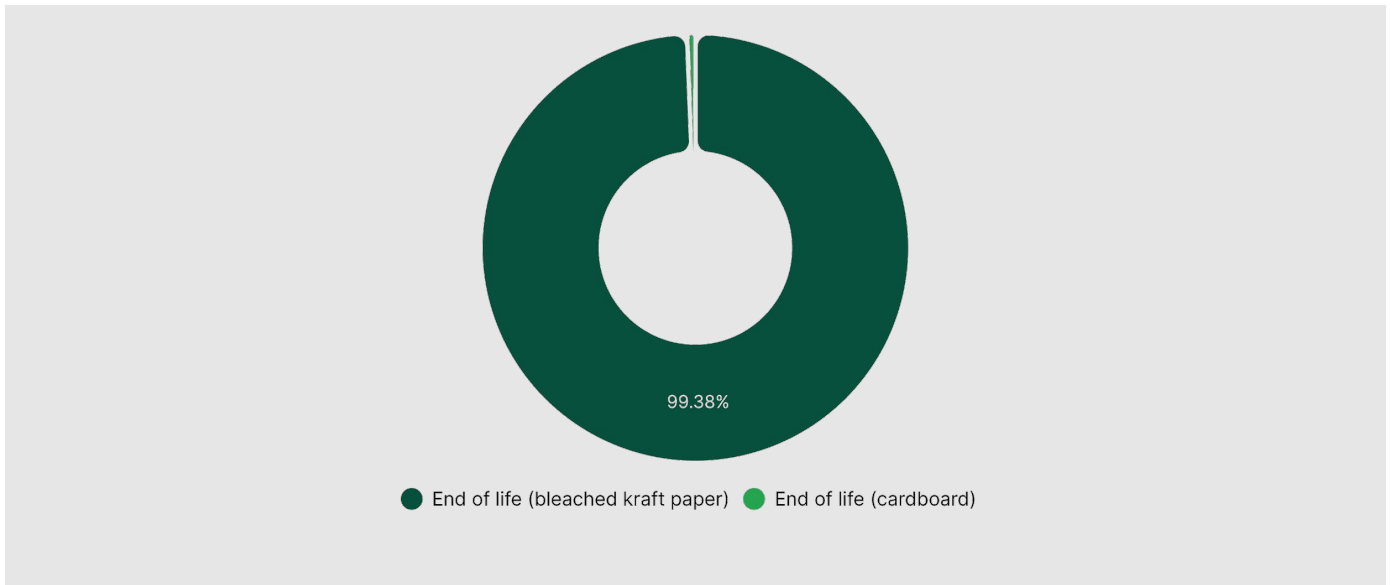
Climate Change - Transportation and Distribution



Activity	Emission Factor Num	Quantity	Impact (g CO ₂ eq)	Percentage (%)
Freight	5	3.14	132.86	100.00 %
TOTAL			132.86	100.00 %

5.027.038 (sold in IT)

Climate Change - End-of-Life Treatment



Activity	Emission Factor Num	Quantity	Impact (kg CO ₂ eq)	Percentage (%)
End of life (bleached kraft paper)	6	3.12	1.8	99.38 %
End of life (cardboard)	6	0.02	0.01	0.62 %
TOTAL			1.81	100.00 %

Contact us

Alexis Normand CEO

www.greenly.earth