


AUTO-STABLE PARTITIONING SYSTEM


THE IDEAL SOLUTION FOR SEGREGATING THE FLOWS
AND OPTIMISE THE SANITARY SAFETY



MODULAR



ROBUST



QUICK INSTALLATION



The auto-stable partitioning wall in painted steel allow to create instantly **independent flows** for ensuring **social distancing** with **no need for works**. The sturdiness of the design enables full stability and avoids any inadvertent move of the wall.


DIMENSIONS

Two options for the module height:

- The 1500mm height allows visibility above the wall.

A Height 1750 mm, length 1200 mm

B Height 1500 mm, length 1200 mm



INFO :

Your installation can be easily extended when your needs evolve !

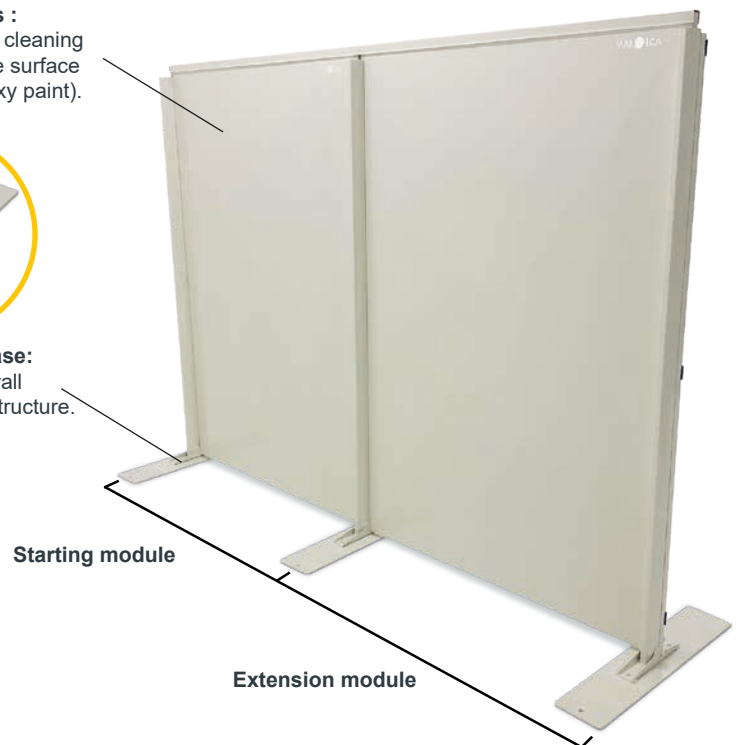
Panels :

- Easy cleaning of the surface (Epoxy paint).




Uprights with base:

- Ensure the overall stability of the structure.



ANGLE UPRIGHT




Angle upright :

- A single design for creating a 90° or 270° angle.

FINISHING

- Epoxy paint
- Light gray (RAL 7035)

 Made in Europe