

greenly

2025-09-13

Lyreco LCA

Life Cycle Assessment

The methodology in this report is based on ISO 14040

5.955.888 (sold in PL)

Summary



01 | Methodology



02 | Results

01

Methodology

Environmental Impact Assessment

<p>Functional unit</p>	<p>The functional unit is a quantified performance of a product system for use as a reference unit. One of the primary purposes of a functional unit is to provide a reference to which the input and output data are normalized (in a mathematical sense). The functional unit of this analysis is "100 pair(s) of disposable gloves used once".</p>
<p>Impact Indicator</p>	<p>The impact is measured through the "IPCC 2013 GWP 100a" method.</p>
<p>Electricity impact calculation method</p>	<p>Following guidelines from the GHG Protocol, the impact of electricity is calculated using the location-based approach. This means that the emission factors used represent the average annual carbon intensity of the power grid in the country the processes take place in.</p>
<p>Hypothesis</p>	<p>The Product's material composition is supplemented, if necessary, by secondary information as shown in the list below.</p> <ul style="list-style-type: none"> - Nitrile 100% <p>Manufacturing Processes and associated loss percentages are assumed based on materials in the product.</p> <p>The electricity is based on the average in the country of manufacturing.</p> <p>Transportation is based on the common routes between the country of manufacturing and the country of sale.</p> <p>No replacements during the lifetime, therefore there are no emissions corresponding to the usage phase of the clipboard.</p> <p>The End of Life is based on the average waste management process of the materials in the product.</p>

Environmental Impact Assessment

System Boundaries

The scope of this research includes the complete lifecycle of a pair of disposable gloves from raw material extraction to disposal options for each material, which is the cradle-to-grave perspective.

Exclusions

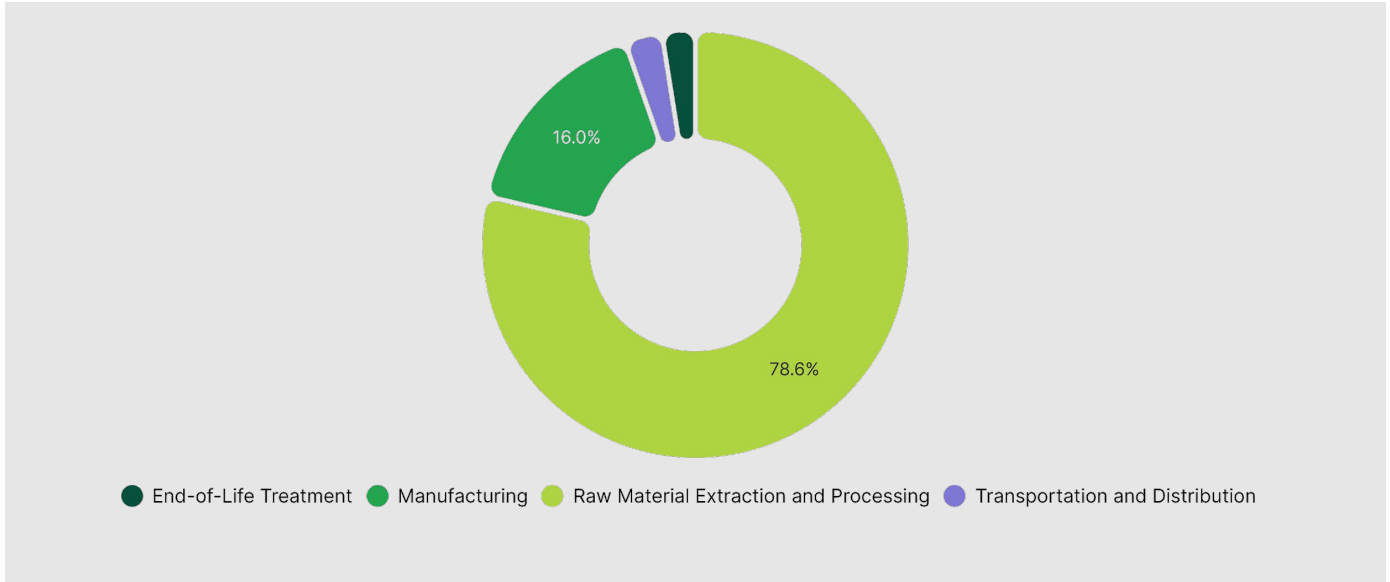
The impact of secondary packaging is excluded from this assessment.

02

Results

5.955.888 (sold in PL)

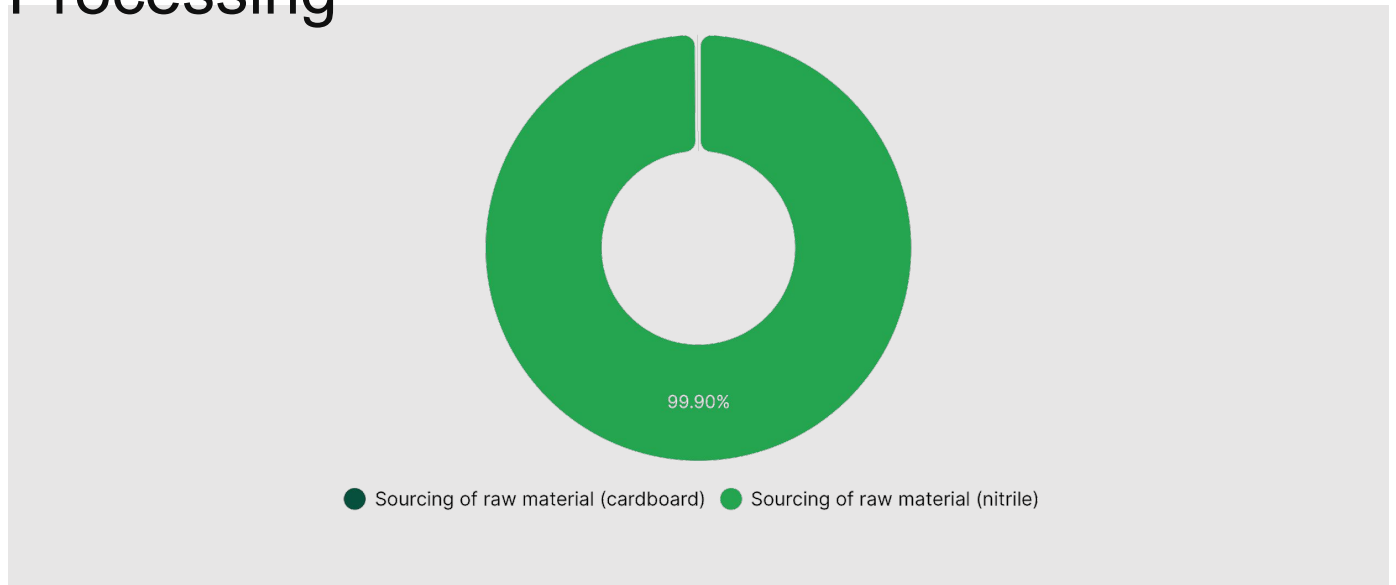
Climate Change



Step	Impact (kg CO ₂ eq)	Percentage (%)
Raw Material Extraction and Processing	8.53	78.64 %
Manufacturing	1.74	16.04 %
Transportation and Distribution	0.3	2.81 %
End-of-Life Treatment	0.27	2.51 %
TOTAL	10.84	100.00 %

5.955.888 (sold in PL)

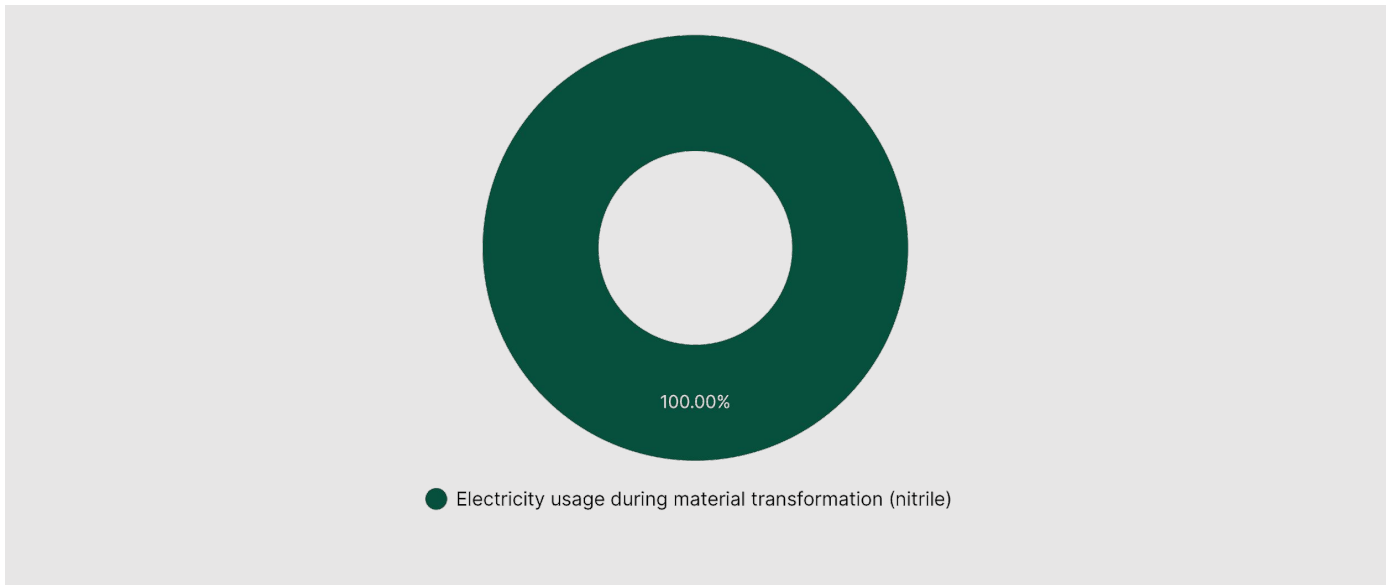
Climate Change - Raw Material Extraction and Processing



Activity	Emission Factor Num	Quantity	Impact (kg CO ₂ eq)	Percentage (%)
Sourcing of raw material (nitrile)	1	0.9	8.52	99.90 %
Sourcing of raw material (cardboard)	2	0.01	8.89 · 10 ⁻³	0.10 %
TOTAL			8.53	100.00 %

5.955.888 (sold in PL)

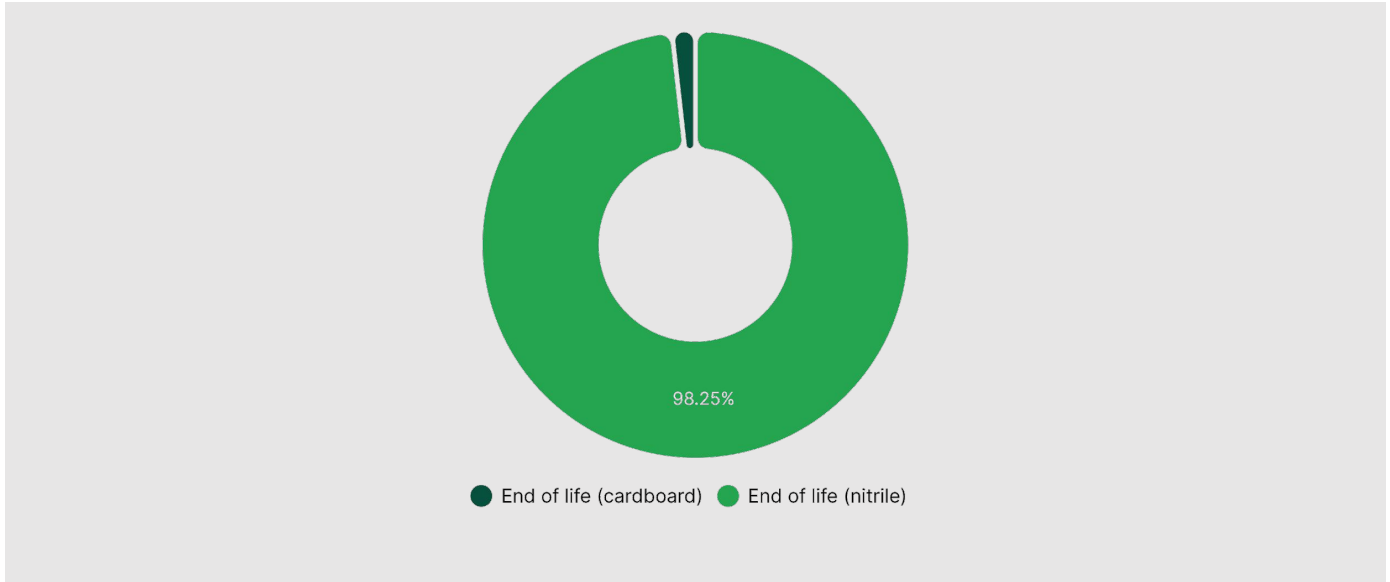
Climate Change - Manufacturing



Activity	Emission Factor Num	Quantity	Impact (kg CO ₂ eq)	Percentage (%)
Electricity usage during material transformation (nitrile)	3	2.86	1.74	100.00 %
TOTAL			1.74	100.00 %

5.955.888 (sold in PL)

Climate Change - End-of-Life Treatment



Activity	Emission Factor Num	Quantity	Impact (g CO ₂ eq)	Percentage (%)
End of life (nitrile)	6	0.82	267.02	98.25 %
End of life (cardboard)	5	8.25 · 10 ⁻³	4.76	1.75 %

--	--	--	--	--

--	--	--	--	--

TOTAL			271.78	100.00 %
-------	--	--	--------	----------

Contact us

Alexis Normand CEO

www.greenly.earth