# KASK

USE AND CARE BOOKLET
**V2b (V2 PLUS)**

PRODUCT OF ITALY

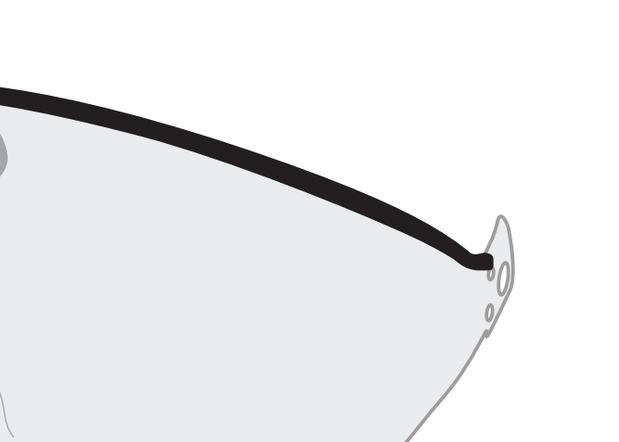

COD:420222 - ED. 02/2023

KASK S.p.A.
24060 Chiuduno, BG
Via Firenze, 5 - Italy
t. +39 035 4427497
info@kask.com
www.kask.com

EN 166
EN 14458
ANSI Z87.1

## EN

**EYE PROTECTOR "V2b" (V2 PLUS)**
**INSTRUCTIONS FOR USE**

**GENERAL INFORMATION:** Read the instructions carefully before using the eye protector; the failure to observe the above could reduce the safety offered by the eye protector. In the event of an accident with injuries or even death due to improper use of the eye protector, the manufacturer and/or distributor are not liable. This eye protector must be used only and exclusively for the activities for which it was certified. This eye protector is CE certified for general use with safety helmets in sports, forest fire fighting, industry, work at heights, emergency medical and rescue services, certified in accordance with EN 14458:2018. The eye protector also meets the requirements of ANSI Z87.1:2020. Classified as a goggle, it provides protection of the area of the face around the eyes. The eye protector cannot be used individually if not in combination with the helmet models: TAB.1. The device offers protection/resistance against general mechanical risks and liquid chemical substances (Liquid chemicals used in tests: sulfuric acid (30% water), sodium hydroxide (10% water), p-xylene, 1-butanol, n-heptane). This product is not intended for use in situations other than those for which it was designed (e.g. electrical hazards). The visor object of this manual is a type II category Personal Protection Device and as such has been subjected to certification procedure with the application of the requirements set out in Annexes V and VI of the EU Regulation 2016/425. The certification procedure was carried out by the notified body CSI SpA Viale Lombardia 20/b, 20021 Bollate (MI) - 0497.

**REGULATORY INFORMATION**
Warning: the materials that may come into contact with the skin could cause allergic reactions to sensitive individuals. Warning: protection devices against high-speed particles worn over reference ophthalmic spectacles, can transmit potentially dangerous impact for the user. Warning: this device protects against medium-energy high-speed particles at extreme temperatures and it is characterized by the marking with the letter T immediately after the energy level letter (B). Warning: the declared level of protection of the PPE is guaranteed only with the visor lowered in the position of use. Warning: Eye protectors offer limited or no protection of the face. They should only be used when an adequate risk assessment indicates that protection of the face is not required. Warning: make sure you use the right type of visor in combination with the helmet suitable for the intended activity.

**INSTRUCTIONS FOR USE**
As a preventive measure, it is imperative to use the eye protector throughout the course of the work or sports activities. For adequate protection, the eye protector must be securely mounted on the helmet in order to offer maximum safety. The eye protector must be adjusted to fit the wearer; it should be positioned in such a way as to minimize the intrusion of any external agents that could damage the eyes.
The protective material covered by this manual consist of hypoallergenic materials. However, some particularly sensitive users could have allergic reactions. In this case, it is recommended to discontinue use and, where appropriate, consult your doctor.

**APPLICATION OF THE VISOR TO THE HELMET**
1 - Remove the two plastic plugs from both sides of the helmet.
2 - Apply the two supports (A) right and left, match the pins on the support to the holes in the helmet then press until fully inserted.
3 - 3a - Apply the visor, centring the holes at the end of the visor on the cylindrical pins of the supports, and press until the parts make contact.
4 - 4a - Position the washers (B) on top of the visor, centring their holes on the cylindrical pins of the supports, and press them into their seats.
5 - Insert the screws (C) and screw them in as far as they will go.
6 - To remove the visor, proceed with the previous sequence in the opposite order.

**CLEANING**
Remove the eye protector from the helmet and clean it using only water and neutral soap. Leave to dry naturally at room temperature. Absolutely avoid the use of chemical detergents, solvents, petrol or abrasive powders as they are aggressive materials that could cause a reduction in the structural strength of the eye protector. Never rub the lens when it is dry.

**STORAGE**
Store in a dry and warm place away from UV rays. When not in use and during transport, it is best to keep the eye protector protected from direct sunlight and away from heat sources. We recommend storing the eye protector in the original package. Do not apply adhesives, solvents, stickers and paint if not in compliance with the manufacturer's specifications. Any unplanned repair or modification may adversely affect the protective function of the eye protector.

**TRANSPORT**
There are no special precautions for transporting the device.

**LIFESPAN**
The KASK articles and accessories made of plastic may have a maximum duration of 10 years starting from the year of manufacture stated on the product.
The lifespan of the eye protector depends on several degenerative factors, including changes in temperature, the amount of exposure to direct sunlight and the more or less intense use. Regularly check the eye protector for the presence of any damage. Vision alteration, scrapes, and scratches are detectors of deterioration of the eye protector, and we recommend replacing it.
Dispose of and replace the product in the following cases:
- Product with a production date older than 10 years
- Product subject to a strong impact, fall or mechanical deformation.
- Product that does not meet the control requirements.
- Product of questionable origin and history of use.

**WARRANTY**
KASK guarantees against any material or manufacturing defect for 3 years. The warranty does not cover defects caused by normal wear and tear, modifications, incorrect storage, improper maintenance or uses other than those for which the device has been certified.

**SPARE PARTS AND ACCESSORIES**
WAC00005 set of screws

**EN166 - EN14458 - MARKING**
((1) Reference technical standard; (2) Manufacturer identification; (3) Model; (4) Yera and month of production; (5) General use; (6) Eyes protection; (7) Mechanical resistance of impacts to high speed and medium energy (120 m / s), at extreme temperatures -5 ° C / + 55 ° C; (8) Protection against fine dust particles; (9) Ressitance to fogging; (10) Number "2" + letter "C" marking is for UV filters with good colour recognition – scale number of ref. filters " EN 170 - Ultraviolet filters" (Clear ocular =>74,4%<VLT<100%) and Number "5" is for sunglare filters – scale number of ref. filters "EN 172 - Sunglare filters for industrial use" ( Smoke ocular =>80%<VLT<58,1% and Silver Mirror ocular => 29,1%<VLT<17,8%); (11) Indication of the temperature range at which the PPE was tested; (12) Read instruction manual prior to use; (13) marking of compliance with Essential Health and Safety Requirements under Regulation 2016/425; (14) Marking of compliance with Essential Health and Safety Requirements under Regulation 2016/425 (as amended to apply in GB); (15) Optical class - regular use;

**ANSI Z87.1 - MARKING**
(16) Reference technical standard; (17) Impact mark; (18) UV filter; (19) Visible light filter; (20) Anti-fog; (21) Protection against splash/droplet.

This article guarantees high level optical performance comparable to the standards requirements of "spectacle" category following the ANSI Z87.1 standard.
It can therefore be considered as primary protection and does not require the wearing of additional safety spectacles or goggles.
ATTENTION: this item provides the indicated performances in the position of use only; when not in position of use always wear safety specatcles.
**DECLARATION OF CONFORMITY:** To obtain a copy of the EU Declaration of Conformity, visit the website www.kask.com.

## ASSEMBLY

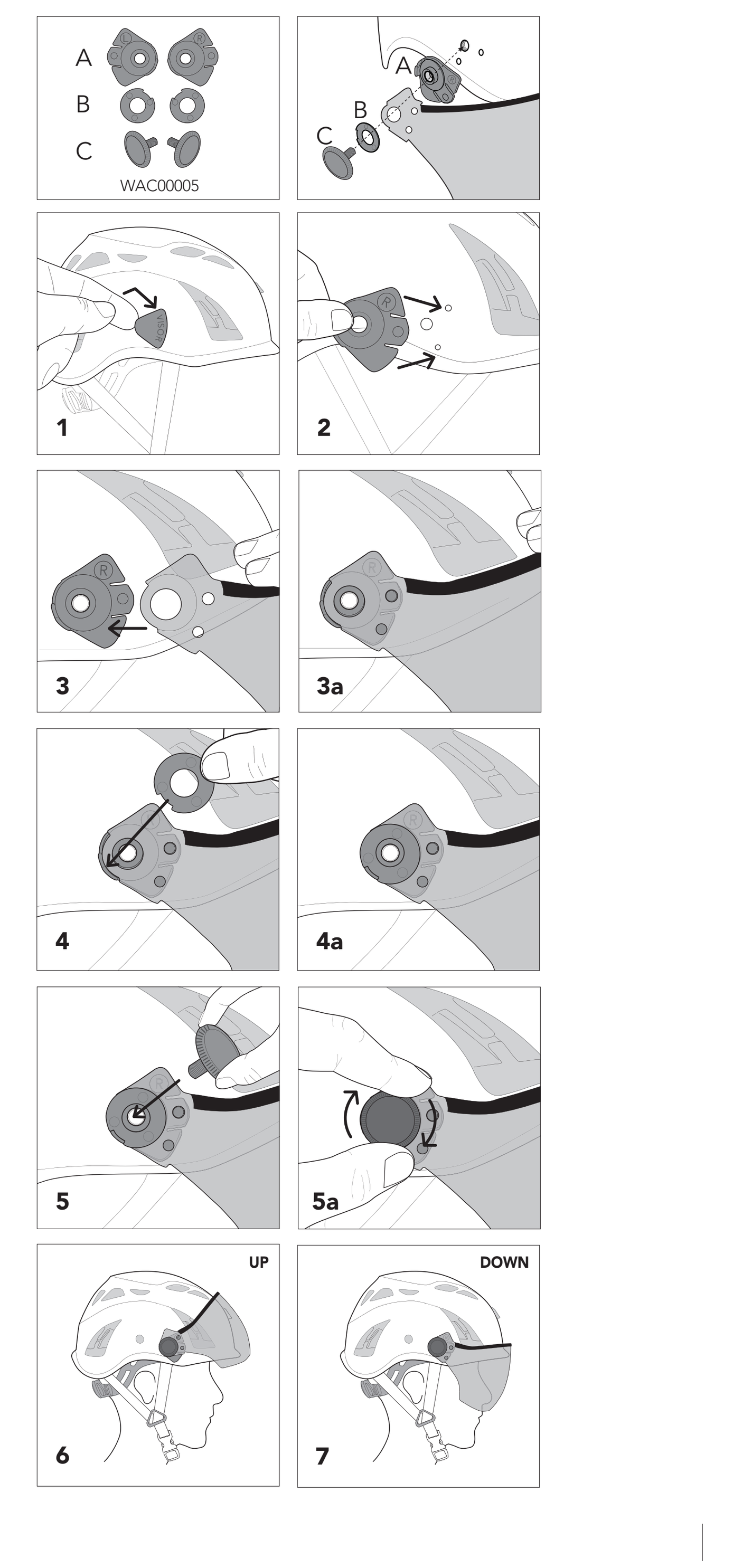


## MARKING

1 2 3 4 5 6 7 8 9 10 11 12
EN14458:2018 | KASK | V2b | 22/04 | = | ◉ |BTKN | 2C-1,2 | -30°C+50°C | 🕮

**FAC SIMILE**

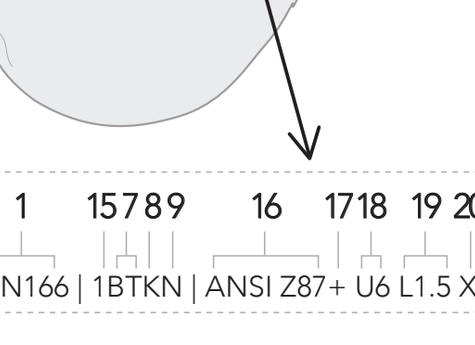

**FAC SIMILE**

13 14 10 2 1 15 7 8 9 16 17 18 19 20 21
CE | UKCA | 2C-1,2 | KASK | EN166 | 1BTKN | ANSI Z87+ U6 L1.5 X D3

| COLOUR | EN14458 MARKING |
|---|---|
| Clear | EN14458:2018 \| KASK \| V2b \| 22/04 \| = \| ◉ \|BTKN \| 2C-1,2 \| -30°C+50°C \| 🕮 |
| Smoke | EN14458:2018 \| KASK \| V2b \| 22/04 \| = \| ◉ \|BTKN \| 5-1,4 \| -30°C+50°C \| 🕮 |
| Silver Mirror | EN14458:2018 \| KASK \| V2b \| 22/04 \| = \| ◉ \|BTKN \| 5-2,5 \| -30°C+50°C \| 🕮 |

| COLOUR | EN166 MARKING |
|---|---|
| Clear | CE \| UKCA \| 2C-1,2 \| KASK \| EN166 \| 1BTKN |
| Smoke | CE \| UKCA \| 5 -1,4 \| KASK \| EN166 \| 1BTKN |
| Silver Mirror | CE \| UKCA \| 5 -2,5 \| KASK \| EN166 \| 1BTKN |

| COLOUR | ANSI Z87.1 MARKING |
|---|---|
| Clear | ANSI Z87+ U6 X D3 |
| Smoke | ANSI Z87+ U6 L1.5 X D3 |
| Silver Mirror | ANSI Z87+ U6 L2.5 X D3 |

**ANSI WARNINGS**

**EN**
**WARNING:** Protectors which exhibit broken parts, distortion, or excessive scratches on the lens are unsuitable for use and shall not be worn.
**WARNING:** Eye and face protectors that have been subject to an impact shall not be used and shall be discarded and replaced.
**WARNING:** if you wear the face shield over prescription eyeglasses with temples, impacts against the face shield (for example from high speed particles) can be dangerous to the wearer.

**FR**
**AVERTISSEMENT:** Les protections qui présentent des pièces cassées, une distorsion ou des rayures excessives sur l'objectif ne conviennent pas à l'utilisation et ne doivent pas être portées.
**AVERTISSEMENT:** Les protecteurs pour les yeux et le visage qui ont été soumis à un impact ne doivent pas être utilisés et doivent être jetés et remplacés.
**AVERTISSEMENT:** si vous portez le masque facial sur des lunettes de vue à branches, les chocs contre le masque facial (par exemple à partir de particules à haute vitesse) peuvent être dangereux pour le porteur.

**ES**
**ADVERTENCIA:** Los protectores con partes rotas, distorsión excesiva o rasguños en la lente no son aptos para su uso y no deben usarse.
**ADVERTENCIA:** Los protectores para los ojos y la cara que se hayan visto afectados no deben usarse, deben descartarse y reemplazarse.
**ADVERTENCIA:** si usa la máscara facial en anteojos con patillas, el impacto contra la máscara facial (por ejemplo, de partículas a alta velocidad) puede ser peligroso para el usuario.

**TAB.1** – CASCHI COMPATIBILI / COMPATIBLE HELMETS / KOMPATIBLE HELME / CASQUES COMPATIBLES / CASCOS COMPATIBLES

PLASMA WORK (PLASMA AQ) - EN397
SUPERPLASMA2 (SUPERPLASMA PL) - EN12492
HP - EN14052
SUPERPLASMA HD - ANSI Z89.1
HP PLUS - AS/NZS 1801
SUPERPLASMA (SUPERPLASMA AQ) – EN397
SUPERPLASMA PL - EN12492
SUPERPLASMA HP – EN14052.

# UKCA MARKING

**EYE PROTECTOR "V2b" (V2 PLUS)**
**INSTRUCTIONS FOR USE**

**GENERAL INFORMATION:** Read the instructions carefully before using the eye protector; the failure to observe the above could reduce the safety offered by the eye protector. In the event of an accident with injuries or even death due to improper use of the eye protector, the manufacturer and/or distributor are not liable. This eye protector must be used only and exclusively for the activities for which it was certified. This eye protector is CE certified for general use with safety helmets in sports, forest fire fighting, industry, work at heights, emergency medical and rescue services, certified in accordance with EN 14458:2018. The eye protector also meets the requirements of ANSI Z87.1:2020. Classified as a goggle, it provides protection of the area of the face around the eyes. The eye protector cannot be used individually if not in combination with the helmet models: TAB.1. The device offers protection/resistance against general mechanical risks and liquid chemical substances (Liquid chemicals used in tests: sulfuric acid (30% water), sodium hydroxide (10% water), p-xylene, 1-butanol, n-heptane). This product is not intended for use in situations other than those for which it was designed (e.g. electrical hazards). The visor object of this manual is a type II category Personal Protection Device and as such has been subjected to certification procedure with the application of the requirements set out in Annexes V and VI of the Regulation 2016/425 on Personal Protective Equipment as brought into UK law and amended.

**REGULATORY INFORMATION**

Warning: the materials that may come into contact with the skin could cause allergic reactions to sensitive individuals. Warning: protection devices against high-speed particles worn over reference ophthalmic spectacles, can transmit potentially dangerous impact for the user. Warning: this device protects against medium-energy high-speed particles at extreme temperatures and it is characterized by the marking with the letter T immediately after the energy level letter (B). Warning: the declared level of protection of the PPE is guaranteed only with the visor lowered in the position of use. Warning: Eye protectors offer limited or no protection of the face. They should only be used when an adequate risk assessment indicates that protection of the face is not required. Warning: make sure you use the right type of visor in combination with the helmet suitable for the intended activity.

**INSTRUCTIONS FOR USE**

As a preventive measure, it is imperative to use the eye protector throughout the course of the work or sports activities. For adequate protection, the eye protector must be securely mounted on the helmet in order to offer maximum safety. The eye protector must be adjusted to fit the wearer; it should be positioned in such a way as to minimize the intrusion of any external agents that could damage the eyes.

The protective material covered by this manual consist of hypoallergenic materials. However, some particularly sensitive users could have allergic reactions. In this case, it is recommended to discontinue use and, where appropriate, consult your doctor.

**APPLICATION OF THE VISOR TO THE HELMET**

1 - Remove the two plastic plugs from both sides of the helmet.
2 - Apply the two supports (A) right and left, match the pins on the support to the holes in the helmet then press until fully inserted.
3 - 3a - Apply the visor, centring the holes at the end of the visor on the cylindrical pins of the supports, and press until the parts make contact.
4 - 4a - Position the washers (B) on top of the visor, centring their holes on the cylindrical pins of the supports, and press them into their seats.
5 - Insert the screws (C) and screw them in as far as they will go.
6 - To remove the visor, proceed with the previous sequence in the opposite order.

**CLEANING**

Remove the eye protector from the helmet and clean it using only water and neutral soap. Leave to dry naturally at room temperature. Absolutely avoid the use of chemical detergents, solvents, petrol or abrasive powders as they are aggressive materials that could cause a reduction in the structural strength of the eye protector. Never rub the lens when it is dry.

**STORAGE**

Store in a dry and warm place away from UV rays. When not in use and during transport, it is best to keep the eye protector protected from direct sunlight and away from heat sources. We recommend storing the eye protector in the original package. Do not apply adhesives, solvents, stickers and paint if not in compliance with the manufacturer's specifications. Any unplanned repair or modification may adversely affect the protective function of the eye protector.

**TRANSPORT**

There are no special precautions for transporting the device.

**LIFESPAN**

The KASK articles and accessories made of plastic may have a maximum duration of 10 years starting from the year of manufacture stated on the product.

The lifespan of the eye protector depends on several degenerative factors, including changes in temperature, the amount of exposure to direct sunlight and the more or less intense use. Regularly check the eye protector for the presence of any damage. Vision alteration, scrapes, and scratches are detectors of deterioration of the eye protector, and we recommend replacing it.

Dispose of and replace the product in the following cases:
• Product with a production date older than 10 years
• Product subject to a strong impact, fall or mechanical deformation.
• Product that does not meet the control requirements.
• Product of questionable origin and history of use.

**TRACEABILITY**

The Identification of the date batch production is marked permanently on the upper left side of the visor, as worn. This information is useful to determine the lifespan of the product and its market traceability.

**WARRANTY**

KASK guarantees against any material or manufacturing defect for 3 years. The warranty does not cover defects caused by normal wear and tear, modifications, incorrect storage, improper maintenance or uses other than those for which the device has been certified.

**SPARE PARTS AND ACCESSORIES**

WAC00005 set of screws

**EN166 - EN14458 - MARKING**

((1) Reference technical standard; (2) Manufacturer identification; (3) Model; (4) Yera and month of production; (5) General use; (6) Eyes protection; (7) Mechanical resistance of impacts to high speed and medium energy (120 m / s), at extreme temperatures -5 ° C / + 55 ° C; (8) Protection against fine dust particles; (9) Ressitance to fogging; (10) Number "2" + letter "C" marking is for UV filters with good colour recognition – scale number of ref. filters " EN 170 - Ultraviolet filters" (Clear ocular =>74,4%<VLT<100%) and Number "5" is for sunglare filters – scale number of ref. filters "EN 172 - Sunglare filters for industrial use" ( Smoke ocular =>80%<VLT<58,1% and Silver Mirror ocular => 29,1%<VLT<17,8%); (11) Indication of the temperature range at which the PPE was tested; (12) Read instruction manual prior to use; (13) marking of compliance with Essential Health and Safety Requirements under Regulation 2016/425; (14) Marking of compliance with Essential Health and Safety Requirements under Regulation 2016/425 (as amended to apply in GB); (15) Optical class - regular use;

**ANSI Z87.1 - MARKING**

(16) Reference technical standard; (17) Impact mark; (18) UV filter; (19) Visible light filter; (20) Anti-fog; (21) Protection against splash/droplet.

**UK DECLARATION OF CONFORMITY:** To obtain a copy of the UKCA Declaration of Conformity, visit the website www.kask.com.

Authorized representative for UK: AUTHORISED REP COMPLIANCE LTD, Arc House, Thurnham, Lancaster, LA2 0DT, UK