



Sign

Storage

Chain

VISO

Date : 30/08/18

FICHE TECHNIQUE

E6432/21 - BAC NORME EUROPE



Gamme : STORAGE

Code douane : 3923109000

EAN : 3321366000143

REF	DIM.EXT (mm)	DIM.INT (mm)	VOL (L)	Charge maxi dynamique (kg)	Charge maxi statique (Kg)	POIDS (kg)
E6432/21	600 x 400 x 340	570 x 370 x 330	65	40	200	3,05


- **Fabriqué en** : polypropylène
- **Coloris** : gris

Caractéristiques :

- Gerbable
- Fond renforcé
- Couvercle E6401/21 en option
- Qualité non alimentaire – pour version contact direct alimentaire sur commande



E6401/21



Fond renforcé



Sign



Storage



Chain



TECHNICAL SHEET

➤ E6432/21 - EURONORM CRATE



Range : STORAGE

Custom : 3923109000

EAN : 3321366000143

REF	EXT. DIM (mm)	INT. DIM. (mm)	CAPACITY (L)	Max load (kg)	Max static load (Kg)	WEIGHT (kg)
E6432/21	600 x 400 x 340	570 x 370 x 330	65	40	200	3,05


- **Made of** : polypropylene
- **Colour** : grey

Specifications :

- Euronorm crate
- Stackable
- Strengthened bottom
- Lid available with hinges as an option
- Non-food quality - for direct food contact version to order



E6401/21



Strengthened bottom



Sign

Storage

Chain

VISO

Date : 30/08/18

FICHA TECNICA

E6432/21 - CAJA NORMA EUROPEA



Gama : STORAGE

Aduanas: 3923109000

EAN : 3321366000143

REF	DIM.EXT (mm)	DIM.INT (mm)	VOL (L)	Carga Máxima (kg)	carga estática máxima (Kg)	PESO (kg)
E6432/21	600 x 400 x 340	570 x 370 x 330	65	40	200	3,05


- **Fabricado en :** polipropileno
- **Color :** gris

Características :

- Caja norma Europea
- Apilable
- Fondo reforzado
- Tapa E6401/21 opcional
- Calidad no alimentaria - para la versión de contacto directo con alimentos a petición en opción



E6401/21



Fondo reforzado