PN33 PAPERFLOW



A

ACCVISM6X110
X2

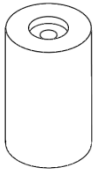

B

ACCCLOISONBENCHø30X50
X2

C

ACCMANM6_1
X2

1

FR: Mettre d'abord la toile dans les angles. (dans l'ordre : a,b,c,d)

DE: Legen Sie die Stoff-bespannung zuerst in die Kanten des Rahmens (i.d.Reihenfolge: a,b,c,d)

EN: Pull the screen into the corners (following the order: a,b,c,d)

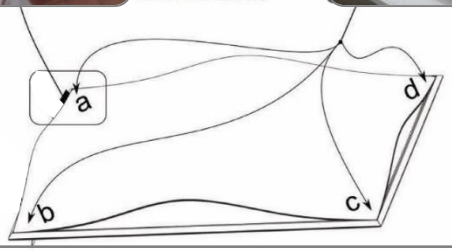

2

FR: Rentrer le tissu dans les profils en glissant le pouce depuis un angle jusqu'a l'angle suivant.

DE: Drücken Sie längst des Rahmens die Stoffbespannung mit dem Daumen in die vorgesehene Rille.

EN: Slide the screen with your thumb from one corner to the other of corner of the frame.



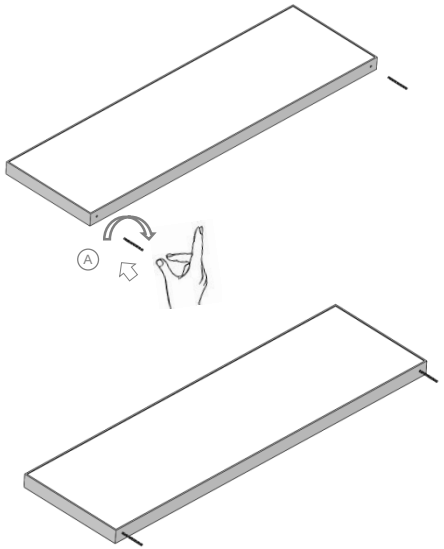

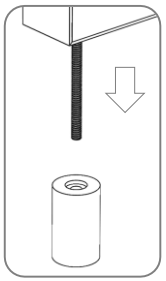

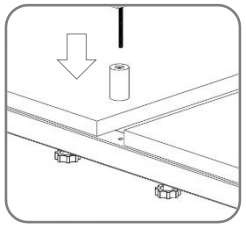

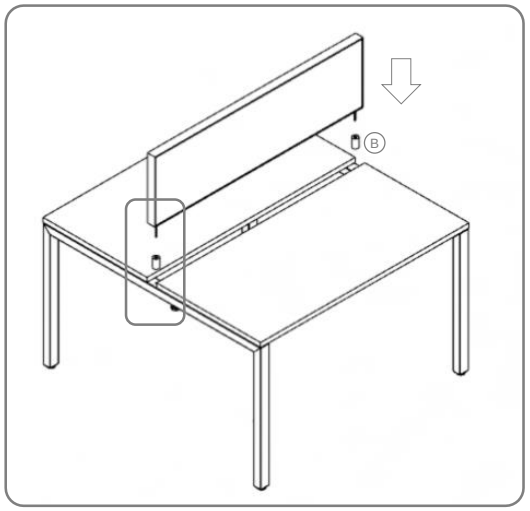

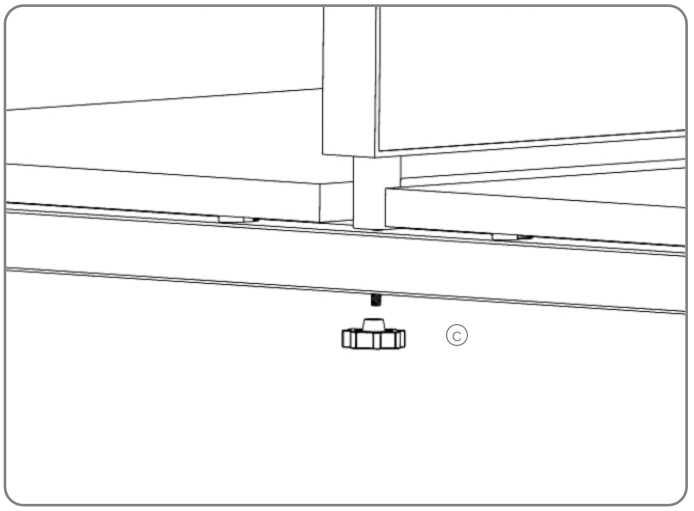

03/11/2017