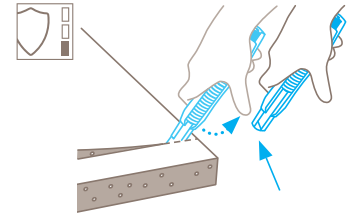


TECHNICAL DATA SHEET

SECUNORM 380 NO. 380001

Safety technology



Automatic blade retraction – a high degree of safety

The automatic blade retraction of the SECUNORM 380 ensures a high degree of safety from cut injuries. As soon as you have started cutting, take your thumbs off the slider. The blade will immediately retract into the handle the moment it loses contact with the material being cut.



SAFETY KNIFE WITH AUTOMATIC BLADE RETRACTION AND A MAX. BLADE EXTENSION OF 7.8 CM.

Order No. 380001.02

Our world debut. For special demands.

A long bladed safety knife? This has been a contradiction of terms for a very long time. Until now. The new SECUNORM 380 is the first safety knife worldwide featuring automatic blade retraction AND a blade extension length of almost 8 cm. If you are looking for a low risk alternative to the usual fixed blade cutter, here is your answer. As an additional safety feature, we've included a transportation lock, to disable any unintended blade activity.

Long blade extension

With a blade extension of exactly 7.8 cm, the word „long“ is somewhat an understatement. This cutter can be used to safely cut 4-ply cardboard, open sacks, separate paper sheets, slab rolls, carve building foam, slice polystyrene slabs...the list continues.

Tool-less blade change

To change the blade, simply follow the arrow. Pressing down on the small blade change activator releases the capping end

of the cutter, allowing it to swing downwards, and ultimately allowing you to remove the blade carrier and blade.

Ergonomic handle

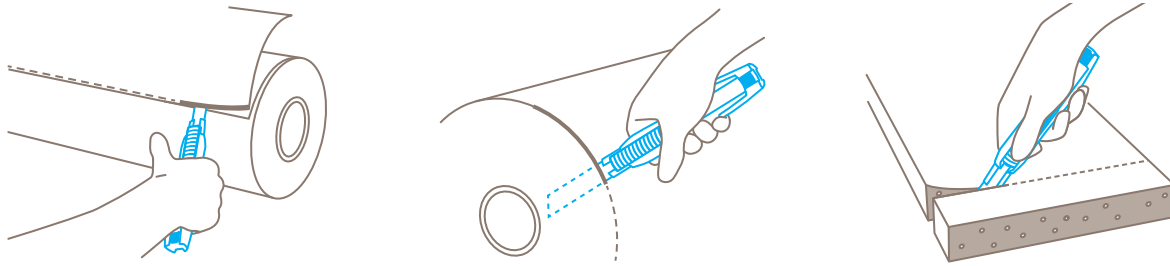
It goes without saying, the more ergonomic the handle, the easier it is to cut. The SECUNORM 380 with its curved shape, carefully positioned soft-grip and ribbed slider, is an ergonomic dream.

Particularly robust

The core of this cutter is a particularly stable and abrasion resistant metal rail. The body of the cutter is made from a high grade plastic, capable of fulfilling high expectations.












For right and left handers

Right and left handed users alike can be charmed by the new SECUNORM 380. Turn the blade 180° according to your preference and to suit your needs. The eyelet at the end of the cutter is also great for whenever you want to attach your SECUNORM 380.















PRODUCT FEATURES

Technical features

 High safety	 Safer blade change (with magnet)	 Very abrasion resistant	 Very ergonomic
 Safety lock	 Extended blade length	 Cutting depth	 Soft-grip
 For right and left hander	 Lanyard hole	 Printable for promotional purposes	

Main cutting materials

 Cardboard: up to 4-ply	 Layers of foil or paper	 Wrapping, stretch, and shrink foil	 Foam, polystyrene
 Bagged goods	 Tape	 Plastic strapping band	 Coated film
 Laminated film	 PVC	 Felt	 Fleece

Installed blade



NO. 79
0.50 mm, 109,5 mm long

Optional blade



NO. 179
0.50 mm, 109,5 mm long, stainless

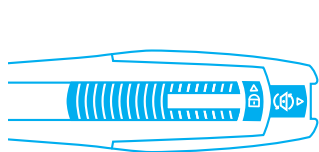


NO. 7940
0.50 mm, 71,2 mm long

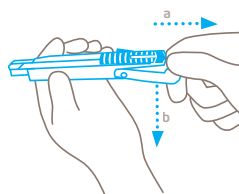


NO. 17940
0.50 mm, 71,2 mm long, stainless

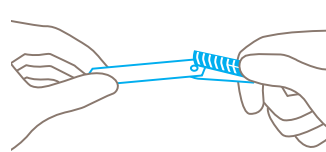
BLADE CHANGE



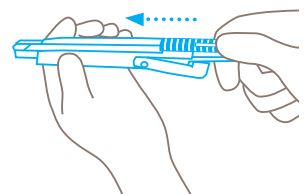
Only possible when **unlocked**. That means: Don't push the safety device upwards.



Pull the blade change button to the back as marked by the arrow (a), flip the end of the handle downwards (b) and **move the blade out of the handle** by using the slider.



Lift the slider, take out and change the blade **exactly on the cam**. For left hand use, turn blade over. The two magnets fix the blade additionally.



At last, slide the inner part with the blade **back into the handle** and flip the end of the handle upwards. Release and snap back the blade to ensure flawless functionality.

SERVICES OFFERED



Safety poster



Training video



Technical data sheet



Consulting service

PRODUCT AND PACKAGING DETAILS

Order No.	NO. 380001.02	Packaging unit	1 in single unit box
Knife size (L x W x H)	170.5 x 20 x 34 mm	Size Single unit box	180 x 24 x 37 mm
Weight knife	76.1 g	Weight single unit box	92.4 g
Basic material	Glass fibre reinforced plastic	EAN Code single unit box	4002632921100
Extended blade length	78 mm	Quantity in outer pack	10 knives
Cutting depth	73 mm	Size outer pack	124 x 80 x 185 mm
		Weight outer pack	982.0 g
		EAN Code outer pack	4002632972423
		Customs tariff number	82119300

SAFETY CERTIFICATE

Date of issue	22.07.2014
Certificate	GS certificate NO. S 60095195

Certificates and awards



SECURITY ADVICE

To ensure that you use your new MARTOR knife safely and most effectively, please read and note the following user instructions. Please keep the written guide in a safe place so that you can access it at any time.

1. General application instructions: Please use the product carefully for cutting work only and not for any purposes other than those that are intended. Please take the correct handling and the proper use of the knives into account in this regard.

2. Special application instructions to avoid the danger of injuries: Only use knives that are in perfect condition and have sharp, clean and undamaged blades. employ the utmost care when handling the knives.

CAUTION: The blade is sharp and can result in serious and deep cuts. Therefore, never reach into the blade! To reduce the danger of injuries, hold the hand that is being used to restrain and stabilise the cutting base in such a manner that the restraining hand or even other body parts are not endangered in the event that the knife slips.

3. Replacement of spare parts: Replace any blades that become dull at the right time! Use only the replacement blades

available at MARTOR for this purpose. Dispose of old blades in a proper fashion. They should not be placed in a waste paper bin, as this poses a considerable danger of injuries. Never perform any repairs yourself. If the knife displays signs of aging or other wear, e.g. function problems when changing the blade or in the handling of the blade pushers, then it must be rejected and replaced with a new one. Any modifications or manipulations to the product are prohibited, as they impair the product safety. **CAUTION:** There is an extremely high danger of injuries here!

4. Non-use of the knife: Always secure the blade in such a way that injuries due to cuts are excluded. Store the knife in a secure place.

5. Care instructions: Always keep the knife clean and do not expose it to unnecessary humidity to safeguard a long service life.

CAUTION: No liability will be assumed for consequential losses. Subject to technical changes and errors! This knife does not belong in the hands of children!

ACCESSORIES

BELT HOLSTER S WITH CLIP NO. 9920




What do you do with your cutting tools when you are not actually using them? The MARTOR BELT HOLSTER S is a robust holder that allows you to carry all compact MARTOR cutters as well as our safety scissors at all times. In addition, the compartments are designed to allow you to load different tools: for example you can also carry a pen or a pack of blades. The MARTOR BELT HOLSTER is the ideal place to stow your tools safely when moving from A to B - and have them at hand, as soon as they are required.

USED BLADE CONTAINER NO. 9810



You can fill the USED BLADE CONTAINER with the content of your SAFEBOX. Or directly with your used blades. When the box is full, turn the lid until it shuts. Now the box cannot be reopened. The next step is to safely and completely dispose of the filled USED BLADE CONTAINER.

WALL MOUNT BRACKET USED BLADE CONTAINER NO. 9845



Include it in your order now! With this mounting bracket you can fix your USED BLADE CONTAINER to a central location. Use the clamp and screws and nuts supplied with the product to attach it to either a pipe or a rod.

MANUFACTURER

MARTOR KG | Lindgesfeld 28 | 42653 Solingen | Germany
T +49 212 73870-0 | F +49 212 73870-90 | info@martor.de | www.martor.com