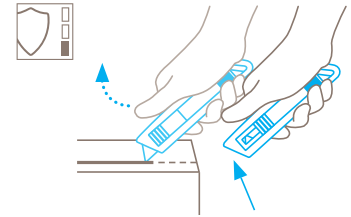


TECHNICAL DATA SHEET

SECUNORM PROFI40 NO. 119001

Safety technology



Automatic blade retraction – a high degree of safety

The automatic blade retraction of the SECUNORM PROFI40 guarantees a high degree of safety from cut injuries. As soon as you have started to cut, take your thumb off the slider. The blade can thus withdraw back into the handle immediately after leaving the material being cut.



ROBUST SAFETY KNIFE WITH AN EXTENDED BLADE LENGTH OF 40 MM AND AUTOMATIC BLADE RETRACTION.

Order No. 119001.02

Deep cut. High quality.

Just like the other PROFI's, SECUNORM PROFI40 is a professional cutting tool. Particularly when it comes to cutting open all different types of sacks. Some cutting tasks demand a decent blade length. And for these tasks especially, SECUNORM PROFI40, with its 40 mm blade length is your answer. The cutter is robust, the blade resistant to breakage. If you are a left hander, turn the blade 180° and you're ready to cut!

Long, stable blade

What does this cutter have over a standard version? The SECUNORM PROFI40 houses a blade that distinguishes itself with its impartialness to snapping. Ideal for opening sacks and for cutting paper from the reel.

Abrasion resistant

The plastic insert of the SECUNORM PROFI40 slots into a fully aluminium body. With its robust design, this cutter can cope with high cutting frequencies over an extended period of time.

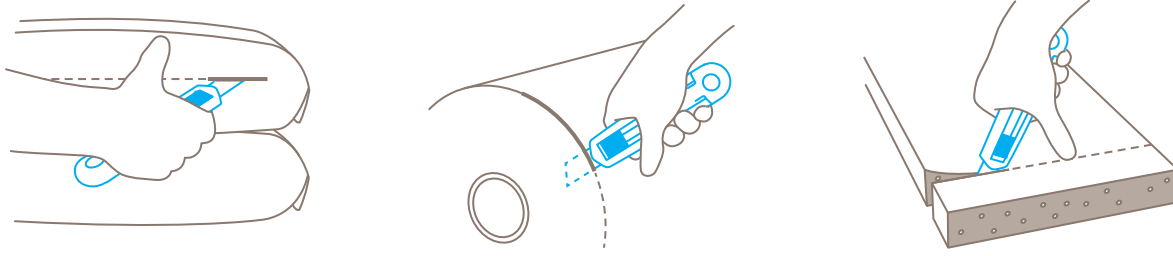
Tool-less blade change

Blade change is easy to understand. Easier still to perform. Simply push the plastic insert out of the handle and with care, replace the blade.

For right and left handers







The SECUNORM PROFI40 is the right size for every hand. Yours too. If you are a left hander, simply turn the blade 180° and your cutting tool is ready to use.

USAGE















PRODUCT FEATURES

Technical features

 High safety	 Tool-less blade change	 Very abrasion resistant	 Ergonomic
 Extended blade length	 Cutting depth	 For right and left hander	 Printable for promotional purposes

Principales matières pouvant être coupées

 Cardboard: up to 3-ply	 Wrapping, stretch, and shrink foil	 Plastic strapping band	 Tape
 Bagged goods	 Foam, polystyrene	 Fleece	 Layers of foil or paper
 Yarn, cord	 Felt	 PVC	 Textile, material

Installed blade



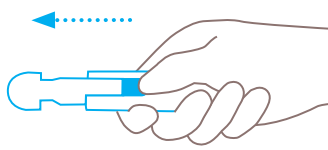
NO. 7940
0.50 mm, 71,2 mm long

Optional blade

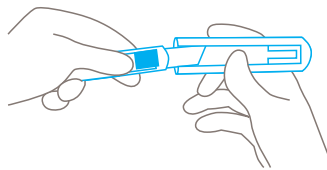


NO. 17940
0.50 mm, 71,2 mm long, stainless

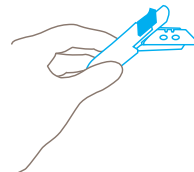
BLADE CHANGE



Use the slider to push the plastic insert back and out of the handle.



Attention: Never hold your hand in front of the blade exit while inserting the blade!



For use by left-handers: Turn the blade through 180 degs.

SERVICES OFFERED



Training video



Technical data sheet



Consulting service

PRODUCT AND PACKAGING DETAILS

Order No.	NO. 119001.02	Packaging unit	1 in single unit box
Knife size (L x W x H)	143 x 17 x 31 mm	Size Single unit box	154 x 22 x 38 mm
Weight knife	82.0 g	Weight single unit box	92.0 g
Basic material	Aluminium	EAN Code single unit box	4002632918834
Extended blade length	40 mm	Quantity in outer pack	10 knives
Cutting depth	36 mm	Size outer pack	115 x 80 x 160 mm
		Weight outer pack	977.5 g
		EAN Code outer pack	4002632970153
		Customs tariff number	82119300

SAFETY CERTIFICATE

Date of issue	11.08.2011
Certificate	GS certificate NO. S 60112078

Certificates and awards



SECURITY ADVICE

To ensure that you use your new MARTOR knife safely and most effectively, please read and note the following user-instructions. Please keep the written guide in a safe place so that you can access it at any time.

1. General application instructions: Please use the product carefully for cutting work only and not for any purposes other than those that are intended. Please take the correct handling and the proper use of the knives into account in this regard.

2. Special application instructions to avoid the danger of injuries: Only use knives that are in perfect condition and have sharp, clean and undamaged blades. employ the utmost care when handling the knives.

CAUTION: The blade is sharp and can result in serious and deep cuts. Therefore, never reach into the blade! To reduce the danger of injuries, hold the hand that is being used to restrain and stabilise the cutting base in such a manner that the restraining hand or even other body parts are not endangered in the event that the knife slips.

3. Replacement of spare parts: Replace any blades that become dull at the right time! Use only the replacement blades

available at MARTOR for this purpose. Dispose of old blades in a proper fashion. They should not be placed in a waste paper bin, as this poses a considerable danger of injuries. Never perform any repairs yourself. If the knife displays signs of aging or other wear, e.g. function problems when changing the blade or in the handling of the blade pushers, then it must be rejected and replaced with a new one. Any modifications or manipulations to the product are prohibited, as they impair the product safety. **CAUTION:** There is an extremely high danger of injuries here!

4. Non-use of the knife: Always secure the blade in such a way that injuries due to cuts are excluded. Store the knife in a secure place.

5. Care instructions: Always keep the knife clean and do not expose it to unnecessary humidity to safeguard a long service life.

CAUTION: No liability will be assumed for consequential losses. Subject to technical changes and errors! This knife does not belong in the hands of children!

ACCESSORIES

BELT HOLSTER S WITH CLIP

NO. 9920



What do you do with your cutting tools when you are not actually using them? The MARTOR BELT HOLSTER S is a robust holder that allows you to carry all compact MARTOR cutters as well as our safety scissors at all times. In addition, the compartments are designed to allow you to load different tools: for example you can also carry a pen or a pack of blades. The MARTOR BELT HOLSTER is the ideal place to stow your tools safely when moving from A to B - and have them at hand, as soon as they are required.

HOLSTER SMALL

NO. 9842



This blue plastic HOLSTER is just like the black version, only smaller. Use it to safely store and transport SECUNORM cutters MULTISAFE, MULTISSET, PROFI, PROFI LIGHT, PROFI25 and PROFI40. With this holster on your hip, your cutter will always be within grasping range.

USED BLADE CONTAINER


NO. 9810



You can fill the USED BLADE CONTAINER with the content of your SAFEBOX. Or directly with your used blades. When the box is full, turn the lid until it shuts. Now the box cannot be reopened. The next step is to safely and completely dispose of the filled USED BLADE CONTAINER.

WALL MOUNT BRACKET USED BLADE CONTAINER

NO. 9845



Include it in your order now! With this mounting bracket you can fix your USED BLADE CONTAINER to a central location. Use the clamp and screws and nuts supplied with the product to attach it to either a pipe or a rod.

SAFEBOX

NO. 108000



The SAFEBOX is large enough to store a large number of used blades safely. And at the same time, it is compact enough to carry with you. The two slits are not only used for filling, but also to „shorten“ your snap-off blades. When your SAFEBOX is full, empty it into your USED BLADE CONTAINER.

SAFETY DEVICE

NO. 9800



You can attach a U-shaped safety device to all SECUNORM PROFI cutters to prohibit blade change. When in place, the safety device can only be removed by leverage with a tool. The device works by disabling retraction of the plastic insert. Effectively hindering unqualified access to the blade.

MANUFACTURER

MARTOR KG | Lindgesfeld 28 | 42653 Solingen | Germany
T +49 212 73870-0 | F +49 212 73870-90 | info@martor.de | www.martor.com